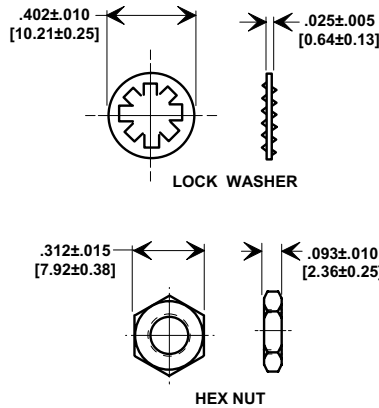
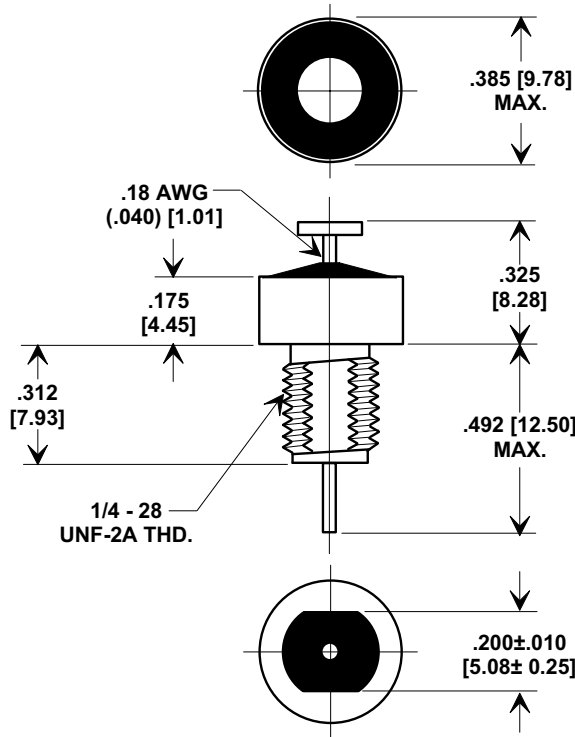
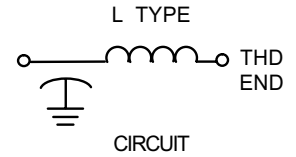
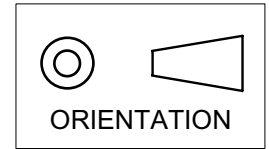


Electrical Testing  
per Tusonix standard  
test plans and Mil-Std-202  
Test Methods.

**MARKETING SALES DRAWING**  
**DIMENSIONS IN INCHES - DO NOT SCALE THIS DRAWING**  
**DIMENSIONS IN METRIC - [ ]**



**NOTES:**

**MATERIALS:**

- BUSHING - TIN PLATED STEEL**
- LEAD - SOLDER PLATED COPPER**
- NUT - TIN PLATED BRASS**
- L"WASHER - TIN PLATED PHOSPHOR BRONZE**

**MOUNTING TORQUE: 8 lb - ins. max**

**DCR - .01Ω max.**

**MAX. SOLDER TEMPERATURE 500°F**

MIN. CAP (UF)	DWV (VDC)	I.R. MIN. @ 100 (VDC.)	WORKING VOLTAGE D.C.		CURRENT DC (AMPS.)	MIN. NO LOAD INSERTION LOSS (dB) @ 25°C PER MIL-STD-220						TEMP. CHARAC.
			85°C	125°C		30 KHZ	100 KHZ	300 KHZ	1 MHZ	10 MHZ	1 GHZ	
1.4	250	500 M	100	50	15	15	25	34	44	60	70	X7R

<b>REVISION RECORD</b>	Original Release C.O. <b>930129-1</b>	0-66 ADDED 0-400 TO 125°C. E.C. 11-18-97 <b>19971111-9-03</b> REVISED DWG. DRAWING MADE FOR EACH VAR. S.M. 06-13-02 <b>2002</b> TABLE REVISED 50 WVDC @ 125° WAS 70WVDC @ 125° L.E. 01-17-03 <b>20030106-1-11</b> REVISED DWG. DRAWING MADE FOR EACH VAR. FROM FAMILY DWG. S.M. 02-06-03 <b>20030204-2-13</b>	<b>7</b> --TOLERANCES-- Unless Otherwise Specified DECIMAL ± ANGLES ±	Title <b>COAXIAL BROADBAND - "L"</b>	
				Drawn E.C. 02-01-93	Scale 2 X
				Approved B.Mc. 02-03-93	
				<b>TUSONIX</b> TUCSON, ARIZONA	