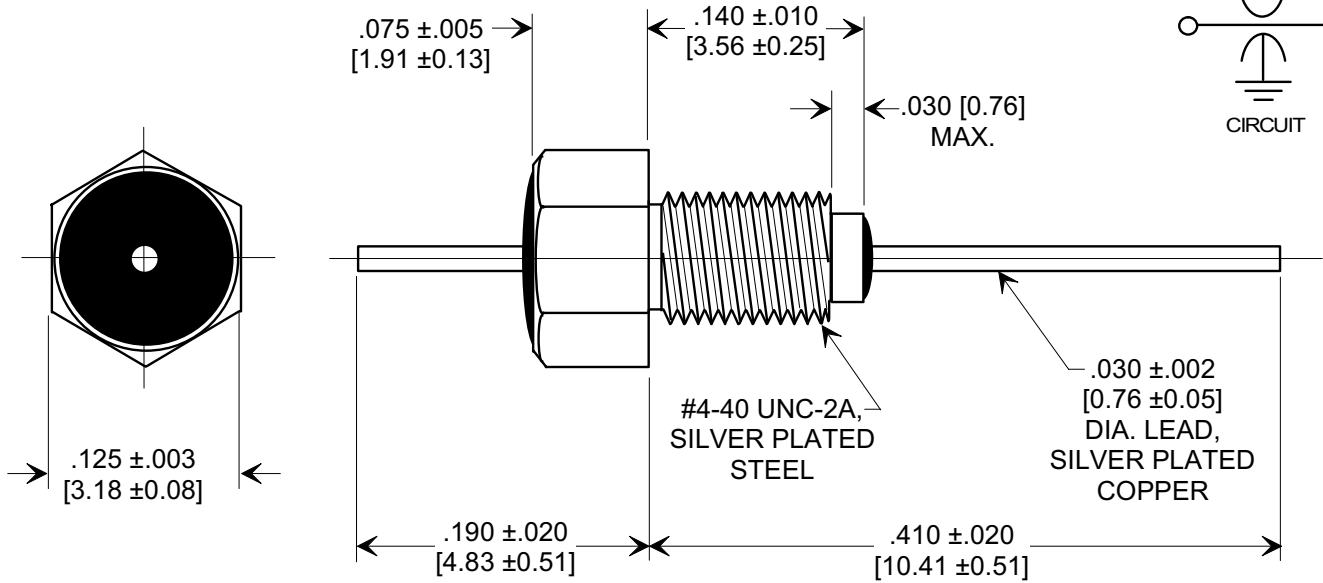
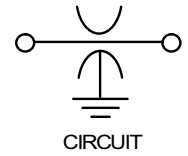
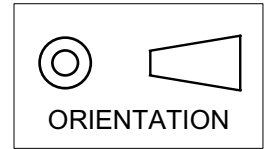


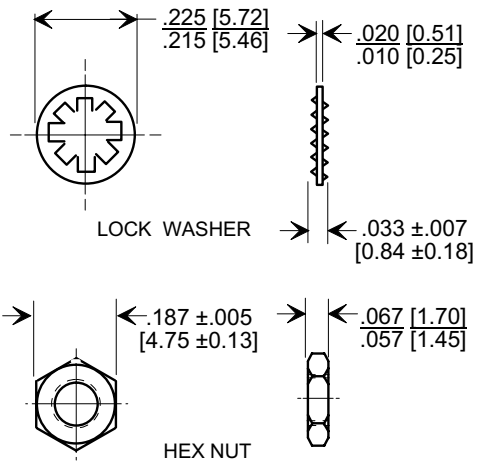
MARKETING SALES DRAWING

DIMENSIONS IN INCHES - DO NOT SCALE THIS DRAWING
DIMENSIONS IN METRIC - []

Electrical Testing
 per Tusonix standard
 test plans and Mil-Std-202
 Test Methods.



MOUNTING HARDWARE



NOTES:

1. OPERATING TEMPERATURE RANGE: -55°C TO +125°C.
2. SILVER PLATED CASE, LEAD AND MOUNTING HARDWARE.
3. MAX. RECOMMENDED MOUNTING TORQUE : 2.0 lb. - in.
4. MAX. RECOMMENDED SOLDERING TEMPERATURE : 260°C. SEE INSTALLATION RECOMMENDATIONS.
5. NUT AND LOCKWASHER INCLUDED.
6. TUSONIX TRADEMARK AND PART VARIATION NUMBER STAMPED ON HEX FLATS.

100	GMV	300	200	10	---	---	3	20	28
CAP.(pf)	TOLERANCE	85 °C	125 °C	DC	1 MHz	10 MHz	100 MHz	1 GHz	10 GHz
		DC WORKING VOLTAGE		CURRENT (AMPS)	MINIMUM NO LOAD INSERTION LOSS (dB) AT 25°C PER MIL-STD-220				

REVISION RECORD

Original Release
 C.O. 20020321-1-01
 0

--TOLERANCES--
 Unless Otherwise Specified

DECIMAL ± NOTED

ANGLES ± NOTED

TUSONIX
 TUCSON, ARIZONA

Title

**MINIATURE BUSHING
 STYLE EMI FILTER**

Drawn

S.M. 03-21-02

Scale 8 X

Approved

T.C. 03-21-02

A

4403-030