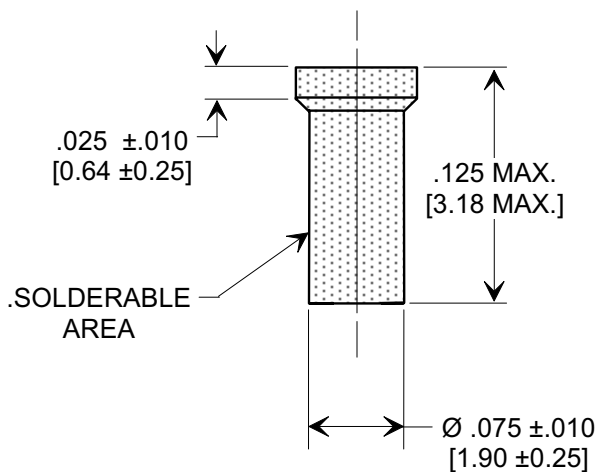
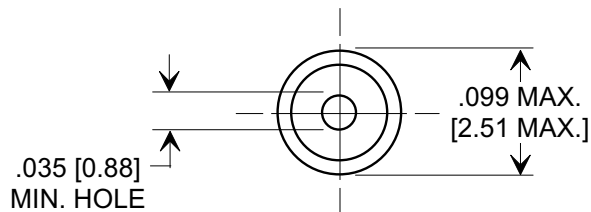
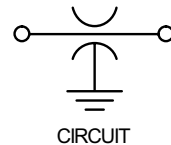
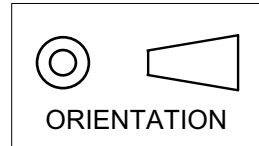


MARKETING SALES DRAWING

DIMENSIONS IN INCHES - DO NOT SCALE THIS DRAWING
DIMENSIONS IN METRIC - []

This drawing is the property of Tusonix, Inc., and may not be used, reproduced, published or disclosed to others without expressed authorization by Tusonix Inc.

Electrical Testing
per Tusonix standard
test plans and Mil-Std-202
Test Methods.



SPECIFICATIONS

CAP. VALUE	470 pF
CAP. TOL.	±20%
TEMP. CHAR.	X5S
OPERATING TEMP.	-55° TO +85°C
OPERATING VOLT.	200 WVDC
DWV (VDC)	400
I.R. MIN. @ 100 (VDC)	10 G Ω

NOTES:

1. TUSONIX STANDARD PART NUMBER: 2463-001-X5S0-471M.
 TUSONIX RoHS COMPLIANT PART
 NUMBER: 2463-001-X5S0-471M LF.
 CUSTOMER MUST SPECIFY STANDARD OR RoHS PART
 NUMBER WHEN ORDERING.
2. PART MARKING: STANDARD PART, NO MARKING.
 RoHS PART: GREEN LABELING ON PACKAGING.

X-2015 Rev-0

REVISION RECORD Original Release C.O. 19981002-3-02 ADDED NOTES, IR & DWV. S.M. 07-27-06 20060619-1-08	0	1	--TOLERANCES-- Unless Otherwise Specified	Title SHOULDER FEED-THRU			
			DECIMAL ± .031 [0.79]	Drawn	S.M. 10-06-98	Scale	NONE
			ANGLES ±	Approved H.R. 10-06-98			
	TUSONIX TUCSON, ARIZONA		A	2463-001-X5S0-471M			