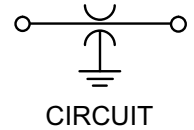
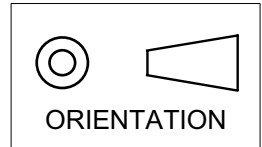
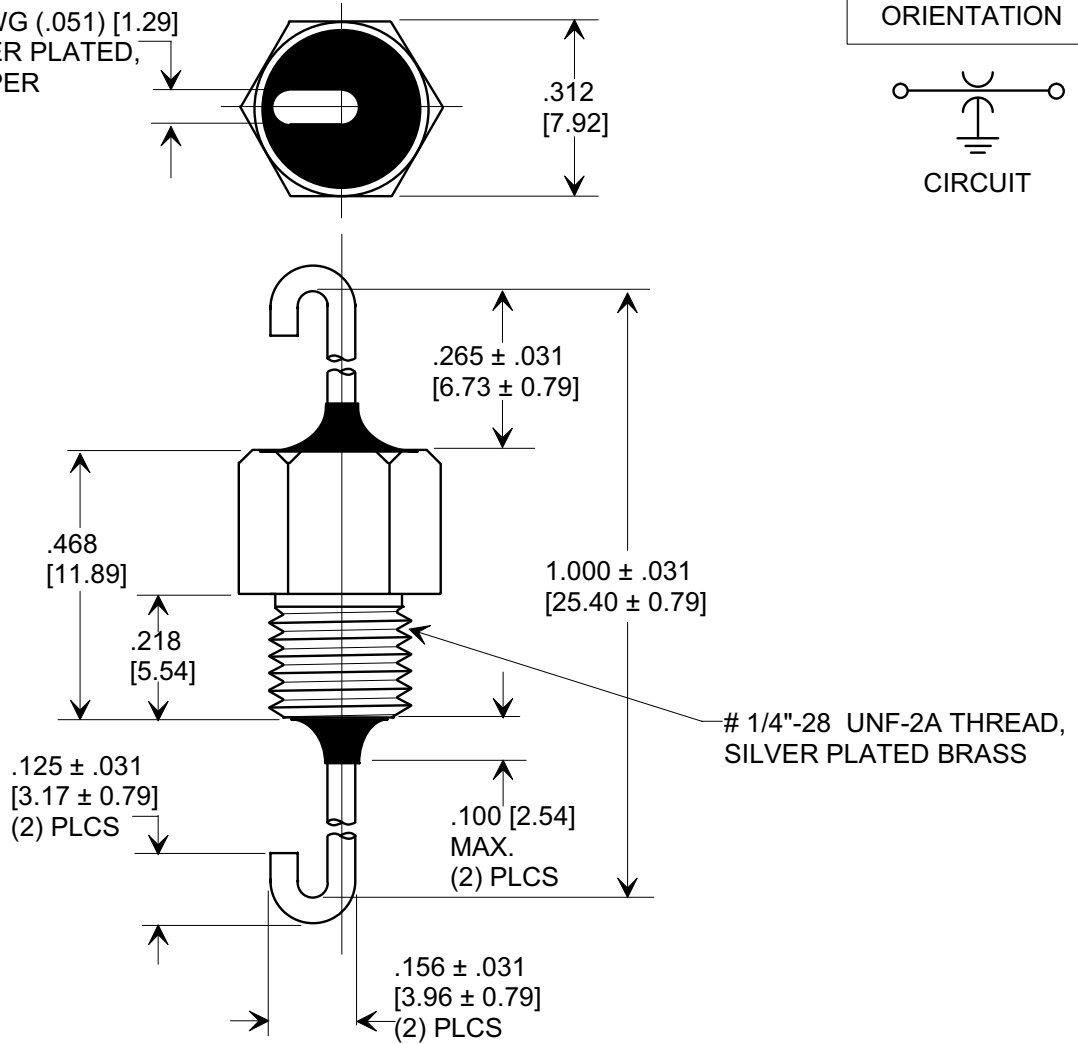


Electrical Testing  
per Tusonix standard  
test plans and Mil-Std-202  
Test Methods.

**MARKETING SALES DRAWING**  
**DIMENSIONS IN INCHES - DO NOT SCALE THIS DRAWING**  
**DIMENSIONS IN METRIC - [ ]**



16 AWG (.051) [1.29]  
SILVER PLATED,  
COPPER



**SPECIFICATIONS**

Style No:	2443-007			
Value:	5000 pF			
Value Tol.:	+ 80% -20%			
Temp. Coef.:	X5W			
Rating:	500 WVDC @ 85°C			
Operating Range:	-55°C TO +85°C			
To Tusonix Spec Unless Stated Otherwise - See Note 2	"Typical", No Load Insertion Loss (dB) @ 25°C per MIL-STD - 220			
	10 MHz	100 MHz	1 GHz	10 GHz
	15	30	45	50

**NOTES:**

- SUPPLIED WITH SILVER PLATED HEX NUT AND LOCK WASHER, BULK PACKAGED.
- INSERTION LOSS TEST NOT LOT INSPECTED, VALUES ARE TYPICAL ONLY FOR REFERENCE.

<b>REVISION RECORD</b> Original Release C.O. 20010914-1-01 0	--TOLERANCES-- Unless Otherwise Specified		Title <b>BUSHING STYLE FEED-THRU CAPACITOR</b>	
	DECIMAL ± .015 [0.38]		Drawn L.E. 09-19-01	
	ANGLES ±		Approved B.Mc. 09-19-01	
	<b>TUSONIX</b> TUCSON, ARIZONA		Scale 3X	
<b>A</b> 2443-007-X5W0-502Z				