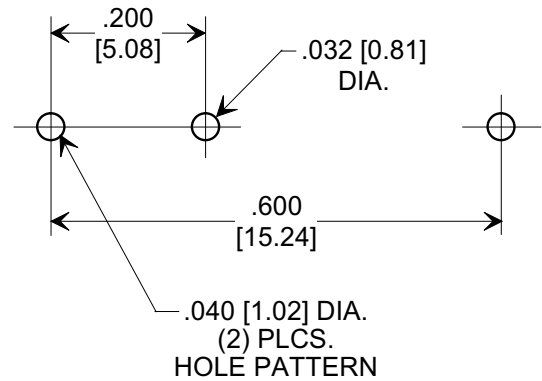
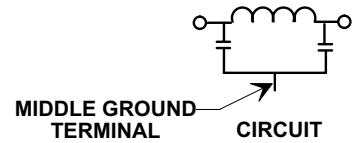
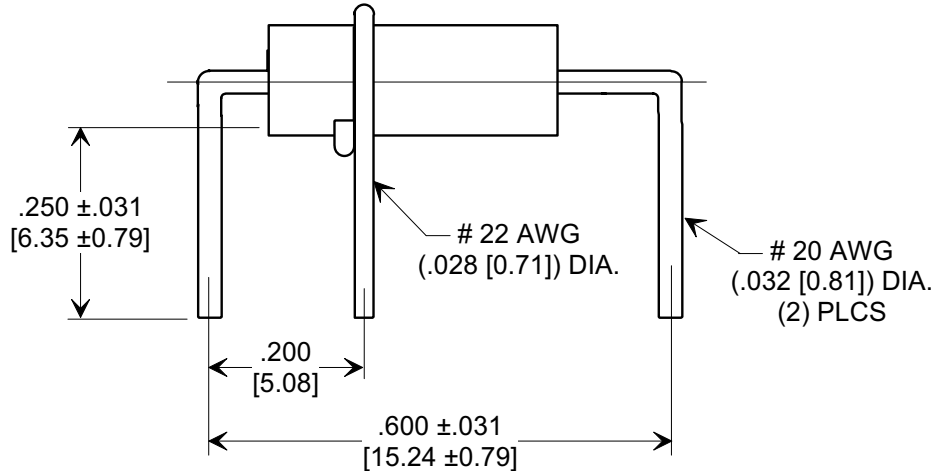
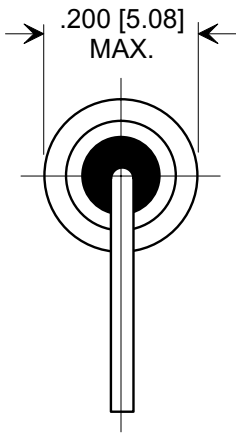
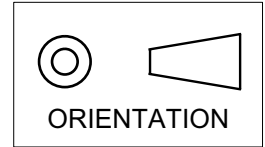


MARKETING SALES DRAWING

DIMENSIONS IN INCHES - DO NOT SCALE THIS DRAWING
 DIMENSIONS IN METRIC - []

Electrical Testing
 per Tusonix standard
 test plans and Mil-Std-202
 Test Methods.



NOTES:

- TUSONIX STANDARD PART NUMBER: 4100-053.
 TUSONIX RoHS COMPLIANT PART NUMBER: 4100-053 LF.
 CUSTOMER MUST SPECIFY STANDARD OR RoHS PART NUMBER WHEN ORDERING.
- LEAD FINISH: STANDARD PART #: 60/40 SOLDER PLATED. RoHS PART #: SILVER PLATED.
- PART MARKING: STANDARD PART: NO MARKING.
 RoHS PART: GREEN INK DOT ON INSULATION BAND.

Cx 1KHz @ 25°C	WORKING VOLTAGE		I.R. MIN. @ 100 (VDC)	DWV (VAC)	CURRENT Idc (A)	TYPICAL NO LOAD INSERTION LOSS @ 25°C (dB) PER MIL-STD-220			
	+85°C 250 @ 60 HZ VAC	+125°C 200 VDC				1 MHz	10 MHz	100 MHz	1 GHz
10,000/5,000			10 G Ω	350	10 MAX.	2	18	60	70

X-2015 Rev-0	REVISION RECORD	--TOLERANCES-- Unless Otherwise Specified		Title		
	Original Release	0	DECIMAL ± .031 [0.79]	P.C. BOARD MOUNT		
	WAS SK 6871-001. EC 07-27-88	1	ANGLES ±	π TYPE LOW PASS FILTER		
	4056	2	Approved	Drawn	S.M. 05-08-00	Scale 4 X
	COMPLETELY REVISED & REDRAWN PER SK 6905-000. L.E. 09-29-88	3		T.C. 05-08-00	Approved	
	4170	4	TUSONIX		A	
DIM. REVISED .200 WAS .175. L.E. 11-10-89	5	TUCSON, ARIZONA		4100-053		
4900	6					