

BGF108C

7 Channel LCD Filter Array with ESD Protection

Small Signal Discretes



Never stop thinking

Edition 2008-12-12

**Published by
Infineon Technologies AG
81726 München, Germany**

**© Infineon Technologies AG 2008.
All Rights Reserved.**

Legal Disclaimer

The information given in this document shall in no event be regarded as a guarantee of conditions or characteristics ("Beschaffenhheitsgarantie"). With respect to any examples or hints given herein, any typical values stated herein and/or any information regarding the application of the device, Infineon Technologies hereby disclaims any and all warranties and liabilities of any kind, including without limitation warranties of non-infringement of intellectual property rights of any third party.

Information

For further information on technology, delivery terms and conditions and prices please contact your nearest Infineon Technologies Office (www.infineon.com).

Warnings

Due to technical requirements components may contain dangerous substances. For information on the types in question please contact your nearest Infineon Technologies Office.

Infineon Technologies Components may only be used in life-support devices or systems with the express written approval of Infineon Technologies, if a failure of such components can reasonably be expected to cause the failure of that life-support device or system, or to affect the safety or effectiveness of that device or system. Life support devices or systems are intended to be implanted in the human body, or to support and/or maintain and sustain and/or protect human life. If they fail, it is reasonable to assume that the health of the user or other persons may be endangered.

BGF108C

Revision History: 2008-12-12, V2.0

Previous Version:2008-10-14, V1.0

Page	Subjects (major changes since last revision)
All	Preliminary status removed

7 Channel LCD Filter Array with ESD Protection

Feature

- 7 channel integrated RC filter array
- ESD protection according to IEC61000-4-2 of 15 kV contact discharge on all IOs
- Wafer Level Package with SnAgCu solder balls
- 400 μm solder ball pitch
- RoHS and WEEE compliant package
- Improved package for increased drop test reliability

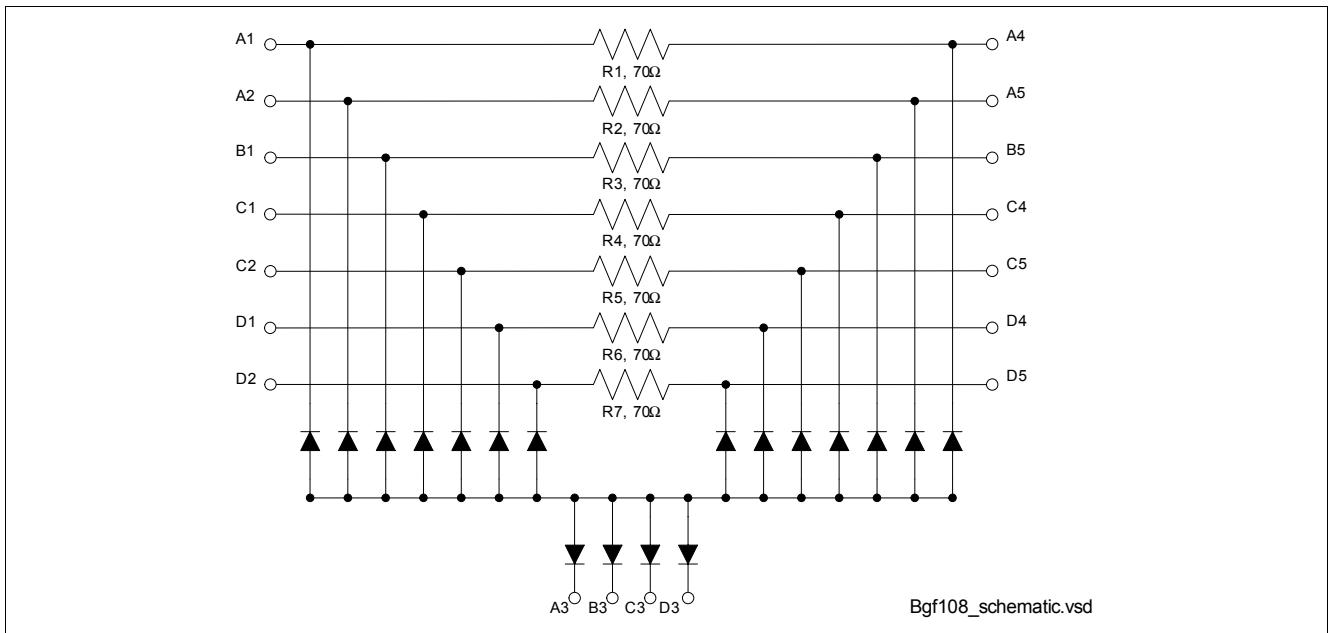


Figure 1 Schematic

Description

BGF108C is a 7 channel RC filter array to provide attenuation of undesired signals in the 800 - 2000 MHz range. All pins are protected against ESD of 15 kV according to IEC61000-4-2 (contact discharge). The wafer level package is a green package with a size of only 1.95 mm x 2.07 mm and a total height of 0.60 mm. The package has been improved for increased drop test reliability.

Type	Package	Marking	Chip
BGF108C	WLP-18-4	GF108C	N0715

Table 1 Maximum Ratings

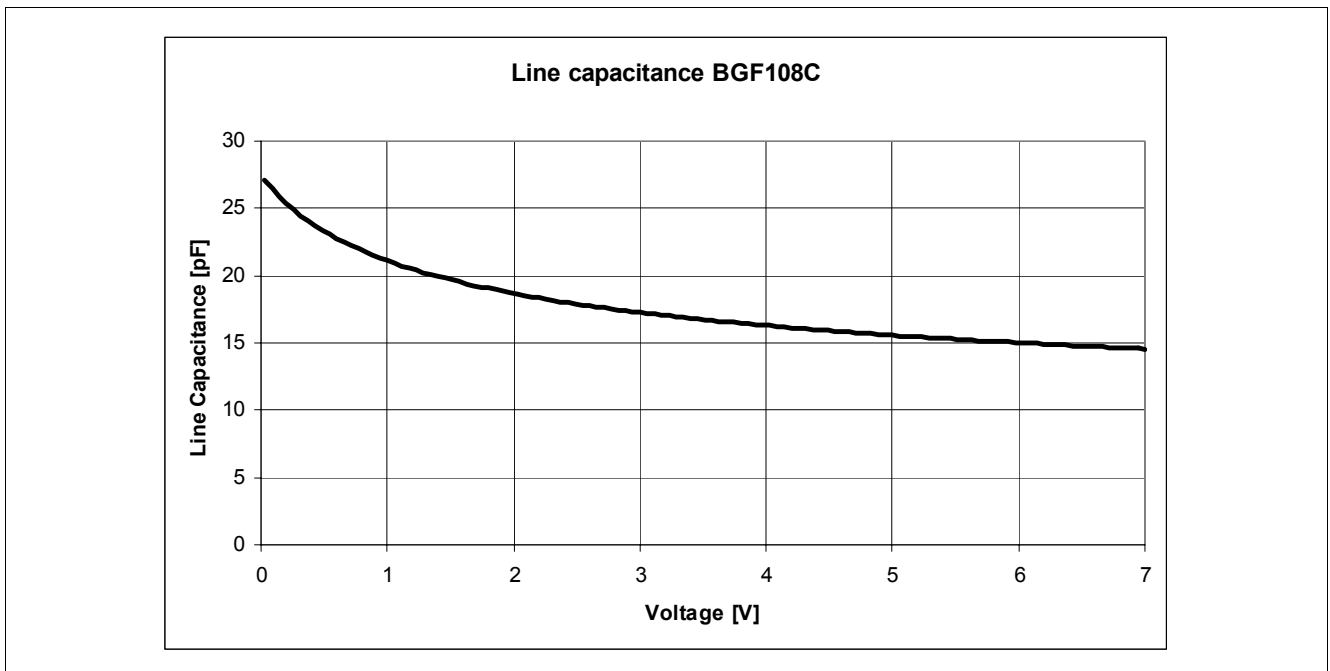
Parameter	Symbol	Values			Unit	Note / Test Condition
		Min.	Typ.	Max.		
Voltage at all pins to GND	V_P	0		5	V	
Operating temperature range	T_{OP}	-40		+85	°C	
Storage temperature range	T_{STG}	-65		+150	°C	
Summed up input power for all pins	P_{IN}			60	mW	$T_S < 70\text{ °C}$
Electrostatic discharge according to IEC61000-4-2 ¹⁾ at all pins	V_E	-15		15	kV	

1) Contact discharge

Table 2 Electrical Characteristics¹⁾

Parameter	Symbol	Values			Unit	Note / Test Condition
		Min.	Typ.	Max.		
Series Resistors $R_1 \dots R_{10}$	R	56	70	84	Ω	
Leakage current of each line to GND	I_R		1 2	100 1000	nA	$V_R = 3\text{ V}$ $V_R = 5\text{ V}$
Breakdown Voltage of each line to GND	$V_{(BR)}$	7	8.2		V	$I_{(BR)} = 1\text{ mA}$
Line capacitance of each line to GND	C_T		27 17	30	pF	$V_R = 0\text{ V}$ $V_R = 3\text{ V}$

1) at $T_A = 25\text{ °C}$


Figure 2 Capacitance of one line to GND versus DC voltage

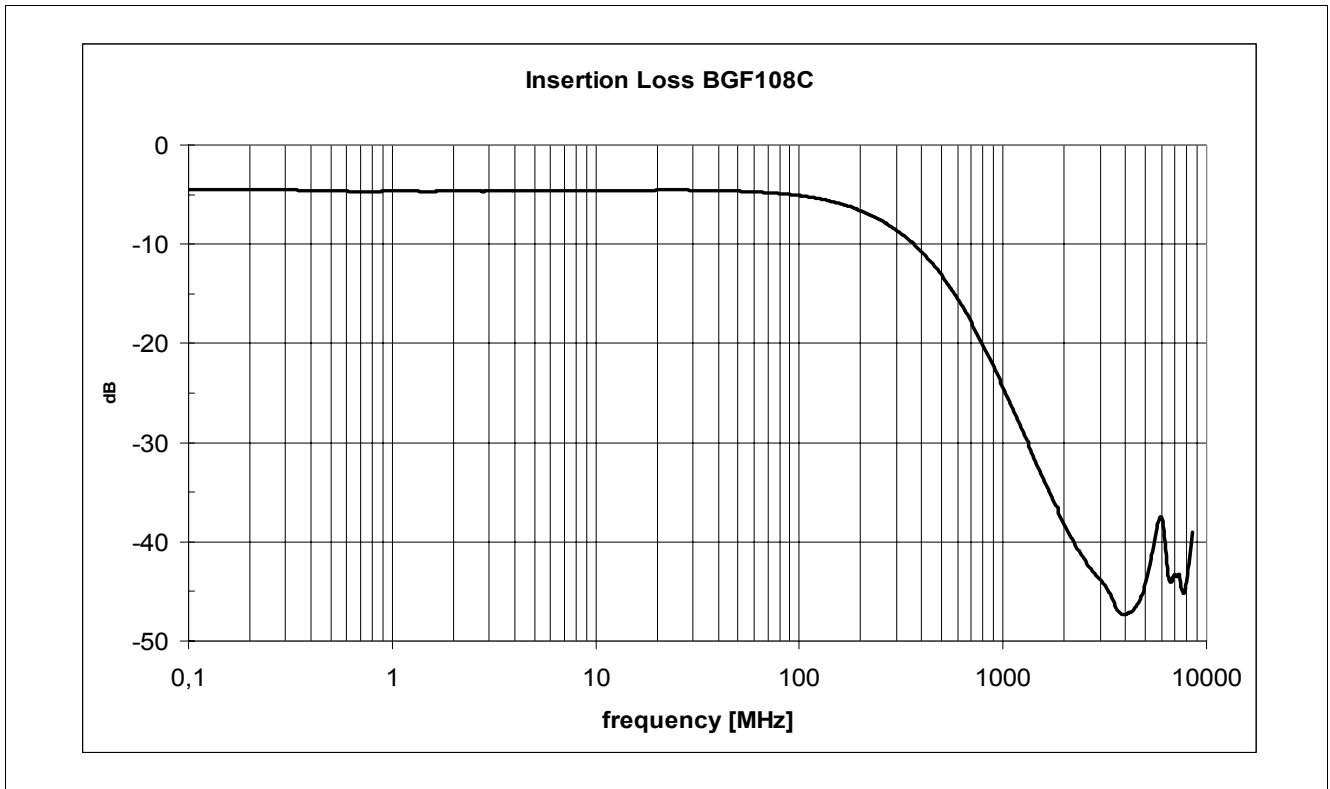


Figure 3 Typical filter characteristics of one filter channel ($Z_S = Z_L = 50 \Omega$, $V_R = 0 \text{ V}$)

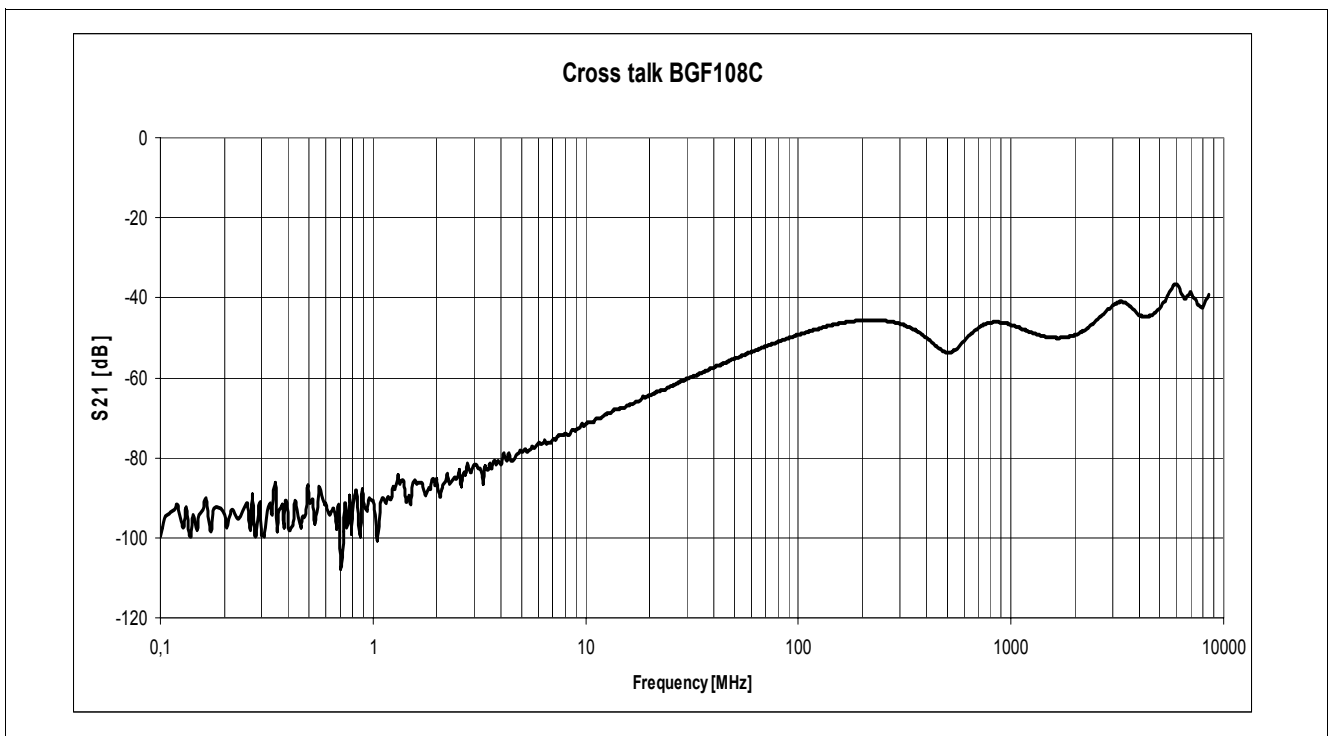


Figure 4 Typical cross talk between two filter channels ($Z_S = Z_L = 50 \Omega$, $V_R = 0 \text{ V}$)

7 Channel LCD Filter Array with ESD Protection

Package Outline

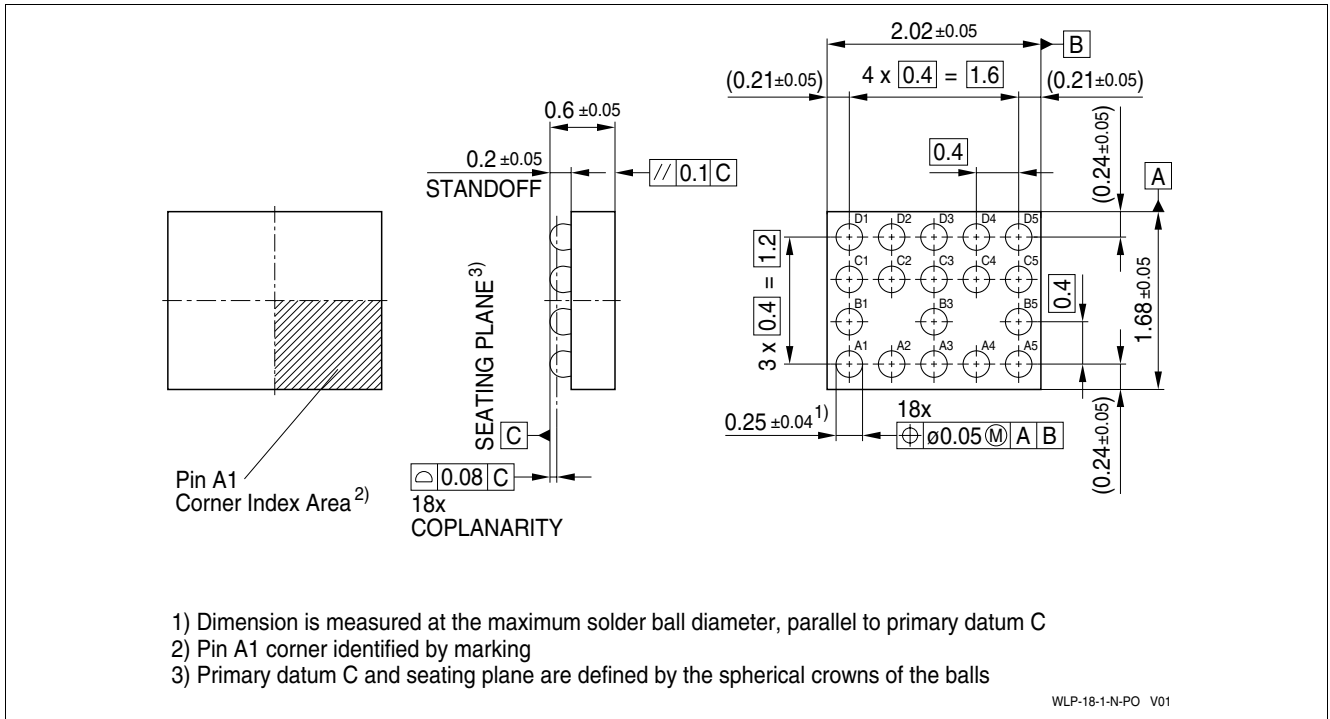


Figure 5 Package WLP-18-4 (dimensions in mm)

Tape and reel specification

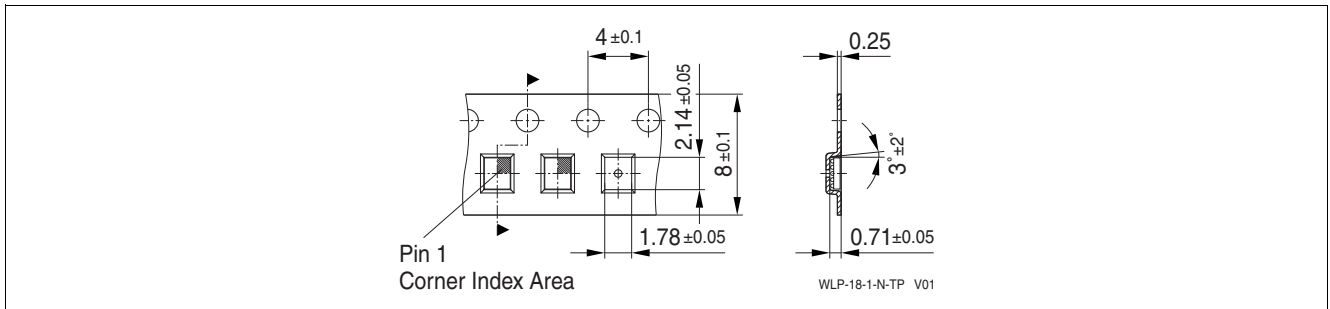


Figure 6 Tape for WLP-18-4 (dimensions in mm)