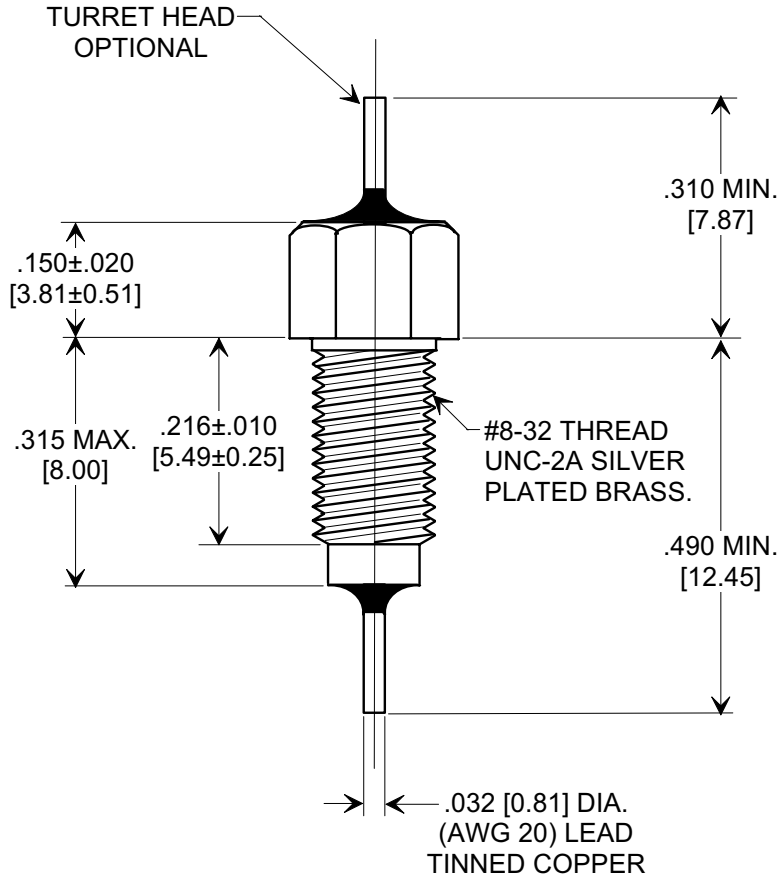
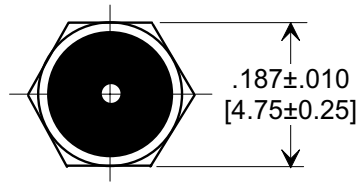
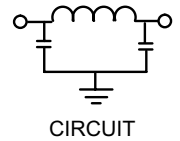
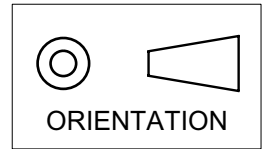


MARKETING SALES DRAWING
DIMENSIONS IN INCHES - DO NOT SCALE THIS DRAWING
DIMENSIONS IN METRIC - []

Electrical Testing
per Tusonix standard
test plans and Mil-Std-202
Test Methods.



MIN. CAP.	125°C WORKING VOLTAGE	CURRENT I _{dc}	MINIMUM NO LOAD INSERTION LOSS (dB) @ 25°C PER MIL-STD-220					
			10 MHz	50 MHz	100 MHz	200 MHz	1 GHz	10 GHz
10,000 pF	50 VDC	20A	20	50	65	70	70	70

X-2015 Rev-0	REVISION RECORD		--TOLERANCES-- Unless Otherwise Specified	Title EMI FILTER MIL 15733/61-0014		
	Original Release C.O.					
	WAS SK7096-001-S E.C.06-14-93	0		DECIMAL ±	Drawn E.C. 11-05-98	Scale 4 X
	DWG. REVISED E.C. 05-12-94	1		ANGLES ±	Approved H.R. 11-05-98	
ADDED DIM .216 AND RMVD DIMS. .160 & .800, ADDED MIL SLASH # TO TITLE, RDRN TO NEW STD CMPTR FRMT. E.C.11-05-98	19981105-1-01	2	TUSONIX TUCSON, ARIZONA	A	4251-501	
REVISION 1 CHANGE ORDER # CORRECTED. S.M. 11-19-98	19981118-4-01	3				
ADDED ORIEN., SILVER NOTE & COPPER NOTE. S.M. 11-21-05	20051116-3-02	4				