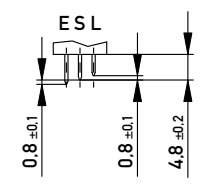
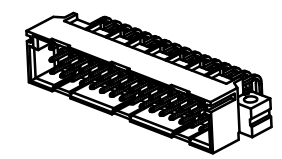
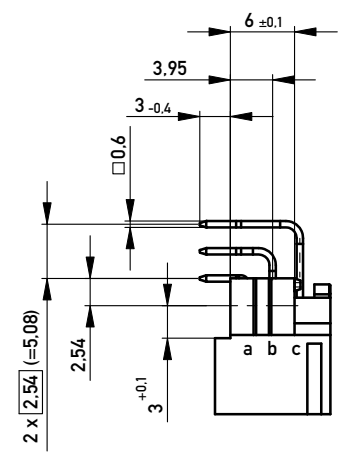


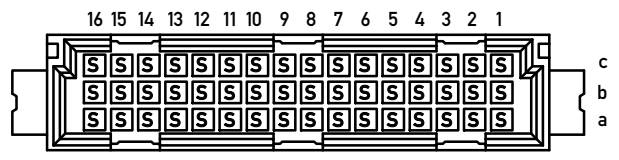
Stecklänge / mating length



E = early mate, late break / voreilend
 S = standard
 L = late mate, early break / nacheilend

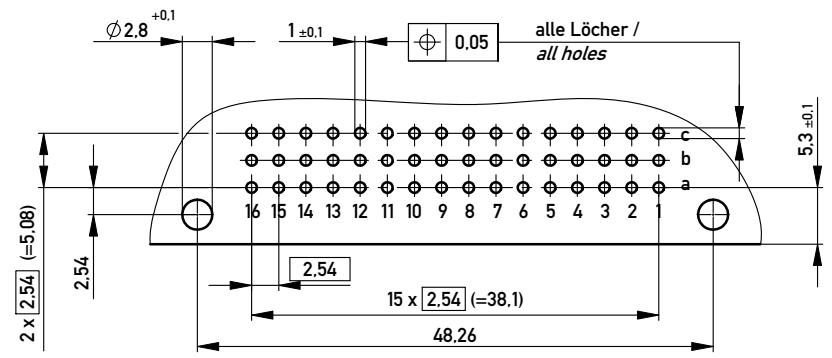


Bestückungsplan / contact layout



Lötanschluss 0,6x0,6mm / solder terminal 0,6x0,6mm
 Isolierwerkstoff / housing material : PBT GF 30
 Bauart 4 / type 4
 Anforderungsstufe 1 = 500 Steckzyklen / performance class 1 = 500 mating cycles
 Fehlende Maße und Angaben nach IEC 60 603-2 / DIN EN 60 603-2
 Missing information and dimensions per IEC 60 603-2 / DIN EN 60 603-2

Leiterplatten- Lochbild / PCB drillhole pattern



Berdeckung siehe Zeichnung 294905
 marking see drawing 294905

Copyright by ERNI GmbH. Proprietary notice pursuant to ISO 16106 to be observed.

Information:		Tolerances		Scale	2:1
All rights reserved. Only for Information. To ensure that this is the latest version of this drawing, please contact one of the ERNI companies before using.		Subject to modification without prior notice. Drawing will not be updated.		Designation	
				Messerleiste C/2 48 Löt Male Con.C/2 48 solder	
-	17.08.2009	www.ERNI.com		384576	
Index	Date	Class		STVC/2	
				I A3	