63314-1 ✔ ACTIVE

FASTON | FASTON 250

TE Internal #: 63314-1

Quick Disconnects, Receptacle, 18 – 14 AWG Wire Size, .82 – 2.08 mm² Wire Size, 1624 – 4107 CMA Wire Size, FASTON 250

View on TE.com >

Terminals & Splices > Quick Disconnects



Quick Disconnect Terminal Type: **Receptacle**

Wire Size: **1624 – 4107 CMA**

Mating Tab Width: **6.35 mm [.25 in]**

Features

Product Type Features

Insertion Force	Normal

Configuration Features

Connection Capacity	Single
Compatible With Wire & Cable Type	Discrete Wire

Contact Features

Quick Disconnect Terminal Type	Receptacle
Mating Tab Width	6.35 mm[.25 in]
Mating Tab Thickness	.81 mm[.032 in]
Terminal Orientation	Flag
Contact Base Material	Brass
Terminal Plating Material	Unplated
Crimp Type	F-Crimp
Barrel Type	Open

Termination Features

Product Terminates To	Wire & Cable

Mechanical Attachment

Wire Insulation Support	With
Mating Retention Type	Dimple

Dimensions

Terminal Material Thickness	.41 mm[.016 in]
Product Length	13.72 mm[.54 in]
Compatible Insulation Diameter Range	1.52 – 3.81 mm[.06 – .15 in]
Wire Size	1624 – 4107 CMA

Usage Conditions

Insulation Option	Uninsulated
Operating Temperature Range	-40 – 110 °C[-40 – 230 °F]

Industry Standards

Agency/Standard	CSA, UL

Packaging Features

Packaging Quantity	5000
Packaging Method	Strip/Reel

Other

Line	Budget

Product Compliance

For compliance documentation, visit the product page on TE.com>

EU RoHS Directive 2011/65/EU	Compliant
EU ELV Directive 2000/53/EC	Compliant
China RoHS 2 Directive MIIT Order No 32, 2016	No Restricted Materials Above Threshold
EU REACH Regulation (EC) No. 1907/2006	Current ECHA Candidate List: JUNE 2023 (235) Candidate List Declared Against: JUL 2021 (219) Does not contain REACH SVHC
Halogen Content	Low Halogen - Br, Cl, F, I < 900 ppm per homogenous material. Also BFR/CFR/PVC Free
Solder Process Capability	Not applicable for solder process capability

Product Compliance Disclaimer

This information is provided based on reasonable inquiry of our suppliers and represents our current actual knowledge based on the information they provided. This information is subject to change. The part numbers that TE has identified as EU RoHS compliant have a maximum concentration of 0.1% by weight in homogenous materials for lead, hexavalent chromium, mercury, PBB, PBDE, DBP, BBP, DEHP, DIBP, and 0.01% for cadmium, or qualify for an exemption to these limits as defined in the Annexes of Directive 2011/65/EU (RoHS2). Finished electrical and electronic equipment products will be CE marked as required by Directive 2011/65/EU. Components may not be CE marked. Additionally, the part numbers that TE has identified as EU ELV compliant have a maximum concentration of 0.1% by weight in homogenous materials for lead, hexavalent chromium, and mercury, and 0.01% for cadmium, or qualify for an exemption to these limits as defined in the Annexes of Directive 2000/53/EC (ELV). Regarding the REACH Regulation, the information TE provides on SVHC in articles for this part number is based on the latest European Chemicals Agency (ECHA) 'Guidance on requirements for substances in articles' posted at this URL: https://echa.europa.eu/guidance-documents/guidance-on-reach

Compatible Parts

TE Part # 1217244-2
187 FASTON,FLAG,REC.,18-14 AWG, TPBR



TE Part # 62418-1
250 FASTON FLAG REC 22-16 AWG BR

TE Part # 626089-1
250 FASTON FLAG REC 22-18 AWG BR



TE Part # 626481-1
.110 FLAG FASTON RE

TE Part # 1855518-1
HDM/FA SAPR LM CUT

Also in the Series | FASTON 250

Compression Connectors(4)

Crimp Terminal Housings(142)

Insertion & Extraction Tools(6)

Magnet Wire Terminals(1)

PCB Terminals(135)



Quick Disconnects(445)

Splices(4)

Customers Also Bought

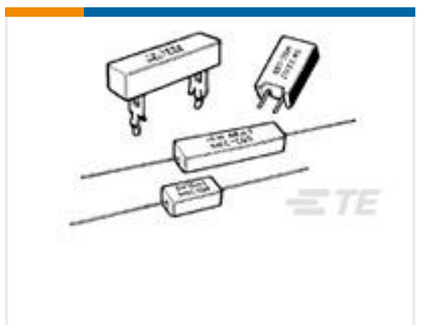

TE Part #1-1623788-5
SQM5 47R 5% (WIRE)

TE Part #1-1318117-3
DYNAMIC D-2100 TAB HSG 3P F/H

TE Part #163300-6
MATENLOK SOCKET TP

TE Part #964204-1
STD-POW-TIM KONTAKT

TE Part #1-1625958-5
HB01RE 1M0 1% 100PPM

TE Part #5069824023
CGPT-3.2/1.6-0-SP

TE Part #080745J001
V2-1.0-0-SP-SM

TE Part #179464-1
POWER DBL LOCK CAP HSG F/H 3P

Documents

Product Drawings

250 FASTON FLAG 18-14 AWG BR

English

CAD Files

Customer View Model

ENG_CVM_CVM_63314-1_AD.2d_dxf.zip

English

3D PDF

3D

Customer View Model

ENG_CVM_CVM_63314-1_AD.3d_igs.zip

English

Customer View Model

ENG_CVM_CVM_63314-1_AD.3d_stp.zip

English

By downloading the CAD file I accept and agree to the Terms and Conditions of use.

Datasheets & Catalog Pages

82004 FASTON Terminals (Insulated and Uninsulated) Catalog - FASTON Receptacles Section

English

Product Specifications

Application Specification

English

Product Environmental Compliance

TE Material Declaration

English