61457-1 ✔ ACTIVE

FASTON | FASTON 110

TE Internal #: 61457-1

Quick Disconnects, Receptacle, 20 – 16 AWG Wire Size, .51 – 1.31 mm² Wire Size, Mating Tab Width 2.8 mm [.11 in], Straight, Brass, FASTON 110

View on TE.com >

Terminals & Splices > Quick Disconnects

Quick Disconnect Terminal Type: **Receptacle**

Wire Size: **.51 – 1.31 mm²**

Mating Tab Width: **2.8 mm [.11 in]**

Mating Tab Thickness: **.41 mm [.016 in]**

Features

Configuration Features

Connection Capacity	Single
Compatible With Wire & Cable Type	Discrete Wire

Contact Features

Quick Disconnect Terminal Type	Receptacle
Mating Tab Width	2.8 mm[.11 in]
Mating Tab Thickness	.41 mm[.016 in]
Terminal Orientation	Straight
Contact Base Material	Brass
Terminal Plating Material	Tin
Crimp Type	F-Crimp
Barrel Type	Open

Termination Features

Product Terminates To	Wire & Cable

Mechanical Attachment

Wire Insulation Support	Without
Mating Retention Type	Dimple

Dimensions

Terminal Material Thickness	.25 mm[.01 in]
Product Length	13.46 mm[.537 in]
Wire Size	.51 – 1.31 mm²

Usage Conditions

Insulation Option	Uninsulated
Operating Temperature Range	-40 – 110 °C[-40 – 230 °F]

Industry Standards

Agency/Standard	CSA, UL

Packaging Features

Packaging Quantity	20000
Packaging Method	Strip/Reel

Product Compliance

For compliance documentation, visit the product page on TE.com>

EU RoHS Directive 2011/65/EU	Compliant
EU ELV Directive 2000/53/EC	Compliant
China RoHS 2 Directive MIIT Order No 32, 2016	No Restricted Materials Above Threshold
EU REACH Regulation (EC) No. 1907/2006	Current ECHA Candidate List: JUNE 2023 (235) Candidate List Declared Against: JAN 2023 (233) Does not contain REACH SVHC
Halogen Content	Low Halogen - Br, Cl, F, I < 900 ppm per homogenous material. Also BFR/CFR/PVC Free
Solder Process Capability	Not applicable for solder process capability

Product Compliance Disclaimer

This information is provided based on reasonable inquiry of our suppliers and represents our current actual knowledge based on the information they provided. This information is subject to change. The part numbers that TE has identified as EU RoHS compliant have a maximum concentration of 0.1% by weight in homogenous materials for lead, hexavalent chromium, mercury, PBB, PBDE, DBP, BBP, DEHP, DIBP, and 0.01% for cadmium, or qualify for an exemption to these limits as defined in the Annexes of Directive 2011/65/EU (RoHS2). Finished electrical and electronic equipment products will be CE marked as required by Directive 2011/65/EU. Components may not be CE marked. Additionally, the part numbers that TE has identified as EU ELV compliant have a maximum concentration of 0.1% by weight in homogenous materials for lead, hexavalent chromium, and mercury, and 0.01% for cadmium, or qualify for an exemption to these limits

as defined in the Annexes of Directive 2000/53/EC (ELV). Regarding the REACH Regulation, the information TE provides on SVHC in articles for this part number is based on the latest European Chemicals Agency (ECHA) 'Guidance on requirements for substances in articles' posted at this URL: https://echa.europa.eu/guidance-documents/guidance-on-reach

Compatible Parts

TE Part # 2-2150565-1
OCEAN_2.0_Applicator-E-070F

TE Part # 2-2150565-2
OCEAN_2.0_Applicator-E-070F



TE Part # 2150565-1
OCEAN_2.0_Applicator-E-070F

TE Part # 2150565-2
OCEAN_2.0_Applicator-E-070F

TE Part # 7-2150565-1
OCEAN_2.0_Applicator-E-070F

TE Part # 7-2150565-2
OCEAN_2.0_Applicator-E-070F

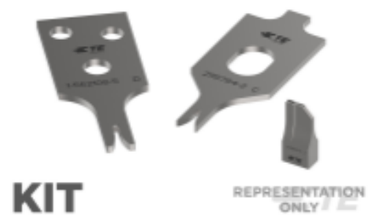

TE Part # 7-2150565-7
OCEAN_2.0_SPARE_PART_KIT-070F

Also in the Series | FASTON 110

Crimp Terminal Housings(13)

Insertion & Extraction Tools(1)

PCB Terminals(21)



Quick Disconnects(172)

Customers Also Bought

TE Part #1-281838-0
HOUSING HE13 HE14 COSI 10 P

TE Part #3-1971773-3
PTL 1X3 PLUG HSG STD TEMP KEY C BLU

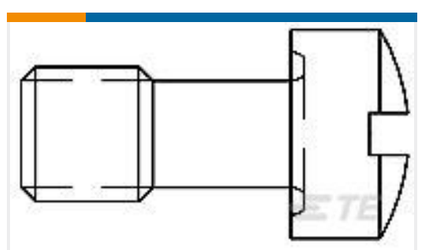

TE Part #5747971-3
MOUNTING SCREW, ZN PLTD

TE Part #350699-7
UMNL SPLIT PIN AUNI/BR

TE Part #51864-8
TERMINAL,PIDG R IR 14 6

TE Part #2217208-1
SDE COMMERCIAL TOOL AND DIE

TE Part #350538-6
UMNL PIN 20-14 AU/NI/PHBZ

TE Part #NB17324001
RP-4800-NO.11-0-SP

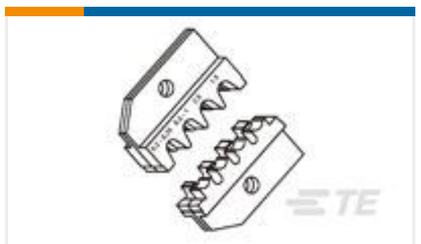

TE Part #539756-2
DIE SPT

Documents

Product Drawings

110 FASTON REC 20-16 AWG TPBR

English

CAD Files

Customer View Model

ENG_CVM_CVM_61457-1_J.2d_dxf.zip

English

3D PDF

3D

Customer View Model

ENG_CVM_CVM_61457-1_J.3d_igs.zip

English

Customer View Model

ENG_CVM_CVM_61457-1_J.3d_stp.zip

English

By downloading the CAD file I accept and agree to the Terms and Conditions of use.

Datasheets & Catalog Pages

82004 FASTON Terminals (Insulated and Uninsulated) Catalog - FASTON Receptacles Section

English

Product Specifications

Application Specification

English

Application Specification

English

Wire Preparation And Crimp Inspection Guide

English