521436-2 ✔ ACTIVE

Ultra-Pod | Ultra-Pod 110

TE Internal #: 521436-2

Quick Disconnects, Receptacle, 22 – 18 AWG Wire Size, .32 – .82 mm² Wire Size, Mating Tab Width 2.8 mm [.11 in], Straight, Brass, Ultra-Pod 110

View on TE.com >

Terminals & Splices > Quick Disconnects



Quick Disconnect Terminal Type: **Receptacle**

Wire Size: **.32 – .82 mm²**

Mating Tab Width: **2.8 mm [.11 in]**

Mating Tab Thickness: **.81 mm [.032 in]**

Features

Product Type Features

Insertion Force	Low

Configuration Features

Connection Capacity	Single
Compatible With Wire & Cable Type	Discrete Wire

Electrical Characteristics

Voltage Rating	600 V

Body Features

Insulation Material	Nylon

Contact Features

Quick Disconnect Terminal Type	Receptacle
Mating Tab Width	2.8 mm[.11 in]
Mating Tab Thickness	.81 mm[.032 in]
Terminal Orientation	Straight
Contact Base Material	Brass

Terminal Plating Material	Tin
Crimp Type	F-Crimp
Barrel Type	Open

Termination Features

Product Terminates To	Wire & Cable

Mechanical Attachment

Wire Insulation Support	With

Dimensions

Terminal Material Thickness	.25 mm[.01 in]
Product Length	29.98 mm[1.18 in]
Compatible Insulation Diameter Range	2.03 – 3.05 mm[.08 – .12 in]
Wire Size	.32 – .82 mm²

Usage Conditions

Insulation Option	Fully Insulated
Operating Temperature Range	-40 – 150 °C[-40 – 302 °F]

Industry Standards

Agency/Standard	CSA, UL
UL Flammability Rating	UL 94V-2

Packaging Features

Packaging Quantity	2000
Packaging Method	Strip/Reel

Other

Barrel Color	Natural

Product Compliance

For compliance documentation, visit the product page on TE.com>

EU RoHS Directive 2011/65/EU	Compliant
EU ELV Directive 2000/53/EC	Compliant
China RoHS 2 Directive MIIT Order No 32, 2016	No Restricted Materials Above Threshold
EU REACH Regulation (EC) No. 1907/2006	Current ECHA Candidate List: JUNE 2023 (235) Candidate List Declared Against: JAN 2023 (233)

	Does not contain REACH SVHC
Halogen Content	BFR/CFR/PVC Free, but Br/Cl >900 ppm in other sources.
Solder Process Capability	Not applicable for solder process capability

Product Compliance Disclaimer

This information is provided based on reasonable inquiry of our suppliers and represents our current actual knowledge based on the information they provided. This information is subject to change. The part numbers that TE has identified as EU RoHS compliant have a maximum concentration of 0.1% by weight in homogenous materials for lead, hexavalent chromium, mercury, PBB, PBDE, DBP, BBP, DEHP, DIBP, and 0.01% for cadmium, or qualify for an exemption to these limits as defined in the Annexes of Directive 2011/65/EU (RoHS2). Finished electrical and electronic equipment products will be CE marked as required by Directive 2011/65/EU. Components may not be CE marked. Additionally, the part numbers that TE has identified as EU ELV compliant have a maximum concentration of 0.1% by weight in homogenous materials for lead, hexavalent chromium, and mercury, and 0.01% for cadmium, or qualify for an exemption to these limits as defined in the Annexes of Directive 2000/53/EC (ELV). Regarding the REACH Regulation, the information TE provides on SVHC in articles for this part number is based on the latest European Chemicals Agency (ECHA) 'Guidance on requirements for substances in articles' posted at this URL: https://echa.europa.eu/guidance-documents/guidance-on-reach

Compatible Parts

TE Part # 1855520-1
HDM/ULTRA POD/FA SAPR062F140O LM CUT

Also in the Series | Ultra-Pod 110



Quick Disconnects(3)

Customers Also Bought

TE Part #4-2176307-1
RP 1E 0.1W 32K4 0.1% 25PPM 5K RL

TE Part #2-2176369-4
RQ 0603 69R8 0.1% 10PPM 5K RL

TE Part #YDTS26Z25-35PNV001
PLUG ASSY

TE Part #YDTS24Z09-98SNV001
RECP ASSY

TE Part #YDTS26W25-43PAV001
PLUG ASSY

TE Part #YDTS26Z17-35PNV001
PLUG ASSY

TE Part #3-1419129-1
OJ-SS-124LM,000

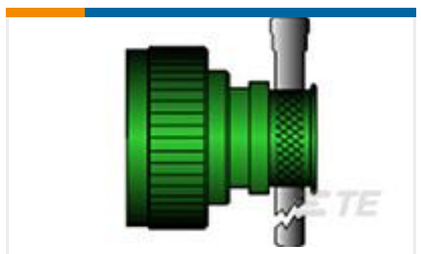

TE Part #EF8575-000
R85049/88-23Z03

TE Part #1-1623894-2
416P 5K

Documents

Product Drawings

ULTRA-POD 110 ASSY REC 22-18 AWG TPBR

English

CAD Files

3D PDF

3D

Customer View Model

ENG_CVM_CVM_521436-2_E.2d_dxf.zip

English

Customer View Model

ENG_CVM_CVM_521436-2_E.3d_igs.zip

English

Customer View Model

ENG_CVM_CVM_521436-2_E.3d_stp.zip

English

By downloading the CAD file I accept and agree to the Terms and Conditions of use.

Datasheets & Catalog Pages

Ultra-Fast and Ultra Fast Plus

English

Product Specifications

Application Specification

English

Product Environmental Compliance

MD_521436-2_062920151310_dmtec

English

MD_521436-2_062920151310_dmtec

English

Agency Approvals

UL Report

English