THIS DRAWING IS UNPUBLISHED. RELEASED FOR PUBLICATION 2015
© COPYRIGHT 2015 Tyco Electronics AMP GmbH ALL RIGHTS RESERVED.

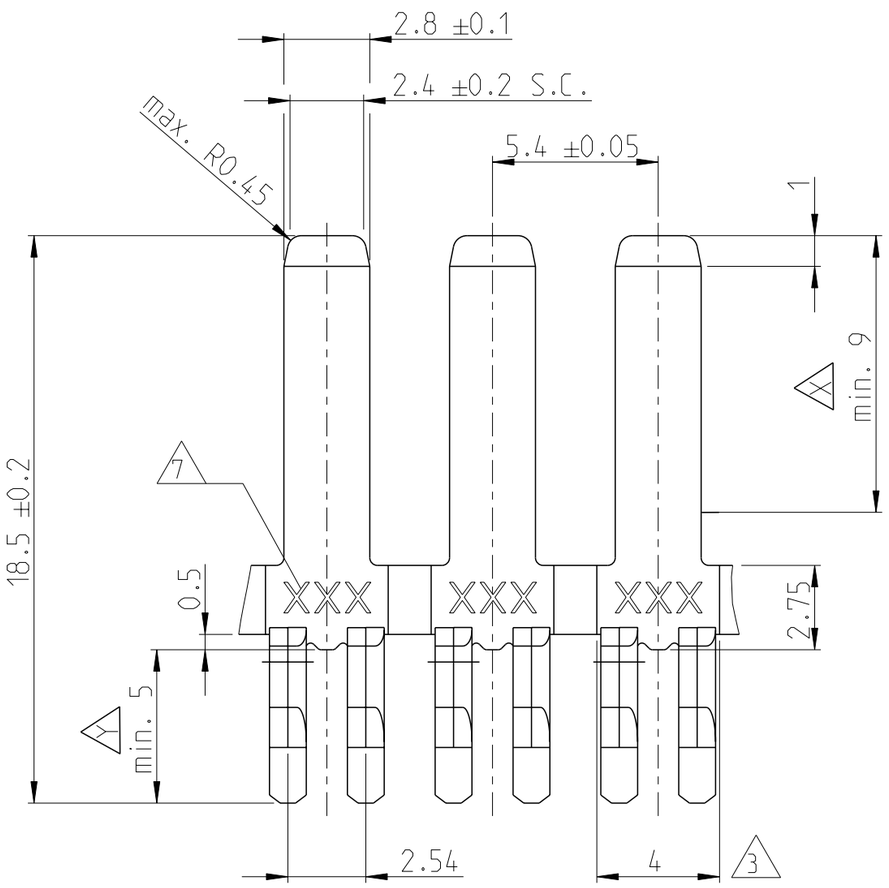

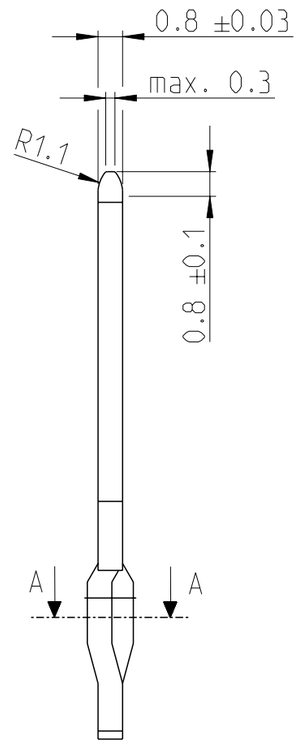

SECTION A-A
SCALE 20:1

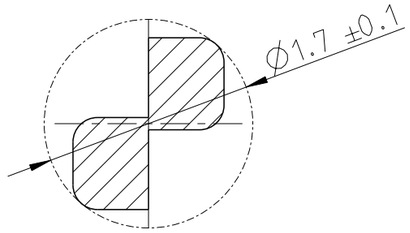

REVISIONS					
P	LTR	DESCRIPTION	DATE	DWN	APVD
	K3	ECR-05-011024	14SEP2005	ABR	M.B.
	K4	338429-5 ADDED	20AUG2007	HAA	M.B.
	K5	NOTE 6 ADDED	15JAN2008	HAA	A.Z.
	K6	NOTE 8 ADDED	05JUN2018	FRAN	EDER

NOTES
Bemerkungen:

1. PHOSPHORBRONZE # 4 HD
2. 2.54-5.00 µm Sn OVER 1.25-2.00 µm NICKEL
3. CUT OFF WIDTH
4. PLATING: UNDERLAYER; 1.25 µm-2.00 µm NICKEL
   ZONE X : 3 µm AG MIN.
   ZONE Y ; 2.54 µm - 5.00 µm Sn
5. 1.50-3.30 µm Sn OVER 1.25-2.00 µm NICKEL
6. PANCAKEREEL PACKED WITH PE BAG.
   WORKABILITY WITHIN SIX MONTHS BEGINNING
   WITH THE PRODUCTION DATE
7. ARTWORK LOGO
8. (K6) PLASTICREEL PACKED WITH PE BAG.
   WORKABILITY WITHIN SIX MONTHS BEGINNING
   WITH THE PRODUCTION DATE

P.C.B HOLE DIM. ACTION PIN

DRILLED HOLE: 1.6±0.025mm
FIN. HOLE: $1.39^{+0.15}_{-0.00}$ mm
AFTER REFLOW: $1.37^{+0.15}_{-0.00}$ mm
Cu-thks: 0.025 to 0.075 mm
Sn-thks: 0.004 to 0.010 mm

(K6) PACKAGING	FINISH	MATERIAL	PARTNUMBER	REV
8	2	1	338429-6	A
6	5	1	338429-5	K
6	4	1	338429-3	K
6	2	1	338429-2	K

THIS DRAWING IS A CONTROLLED DOCUMENT.

DIMENSIONS: mm

TOLERANCES UNLESS OTHERWISE SPECIFIED:
0 PLC ±-
1 PLC ±-
2 PLC ±-
3 PLC ±-
4 PLC ±-
ANGLES ±-

MATERIAL -
-

FINISH -
-

DWN J. Gibbels 08DEC1997
CHK A. Bijnen 19JUL2001
APVD A. Bijnen 19JUL2001
PRODUCT SPEC -
APPLICATION SPEC -
WEIGHT -

TE Connectivity

NAME 2.8x0.8mm TAB WITH ACTION PIN
(FOR 1.6-3.2mm PCB THICKNESS)

SIZE	CAGE CODE	DRAWING NO	RESTRICTED TO
A3	00779	C-338429	-

CUSTOMER DRAWING | SCALE 5:1 | SHEET 1 OF 1 | REV K6