THIS DRAWING IS UNPUBLISHED. RELEASED FOR PUBLICATION –,– .
© COPYRIGHT – By – ALL RIGHTS RESERVED.

LOC	DIST
AF	50

REVISIONS

P	LTR	DESCRIPTION	DATE	DWN	APVD
	L	REVISED PER ECR-13-005733	29AUG2013	KH	PD

1 CUT-OFF TAB TO BE FLUSH TO .005 BELOW EDGE OF TERMINAL.

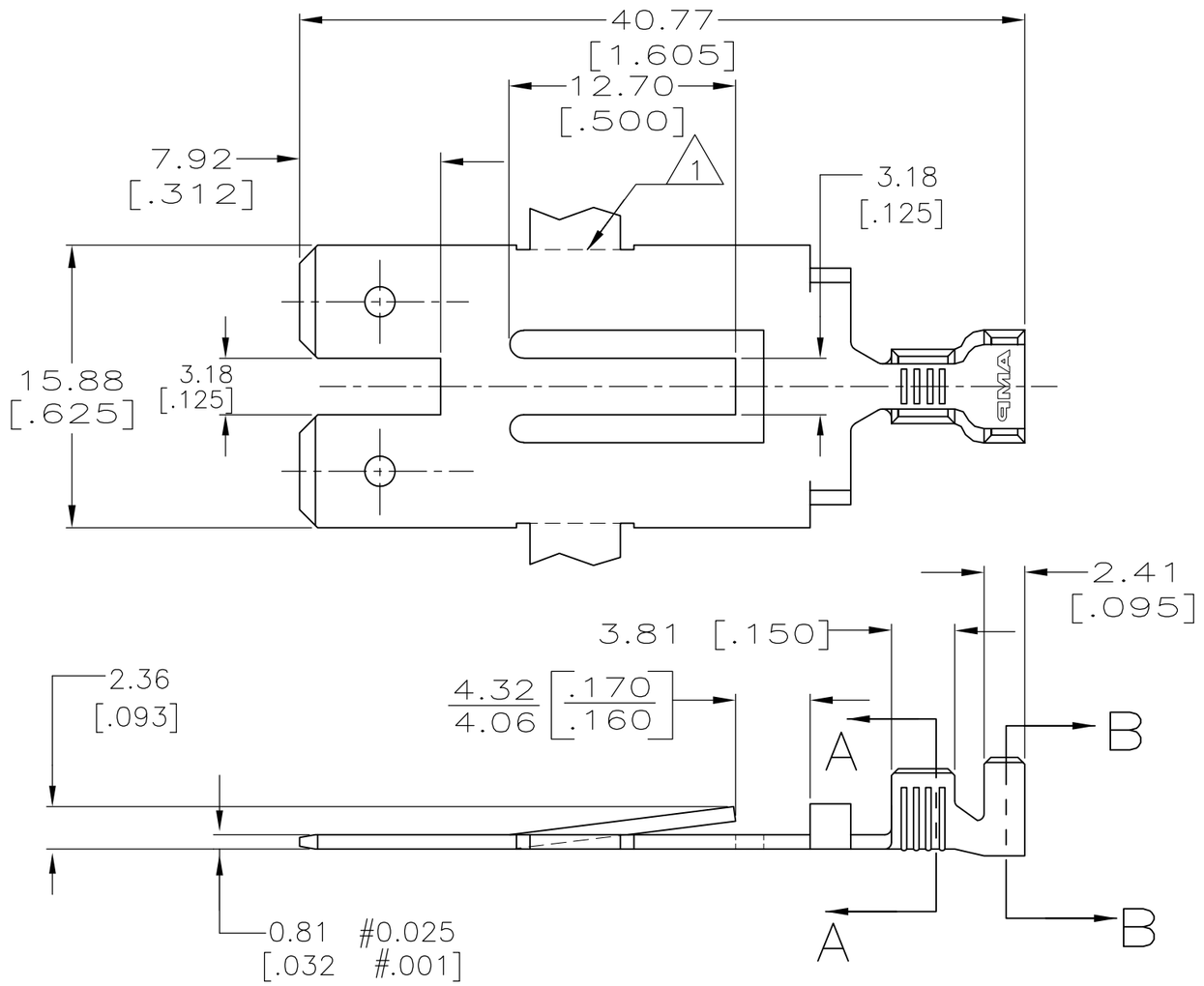

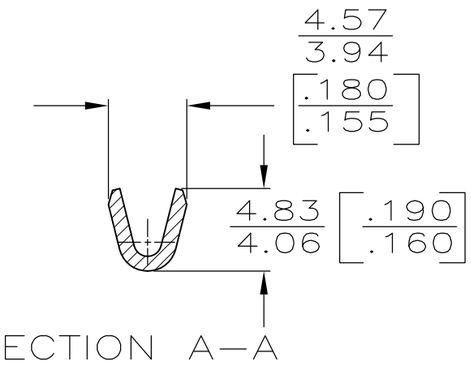

SECTION A–A

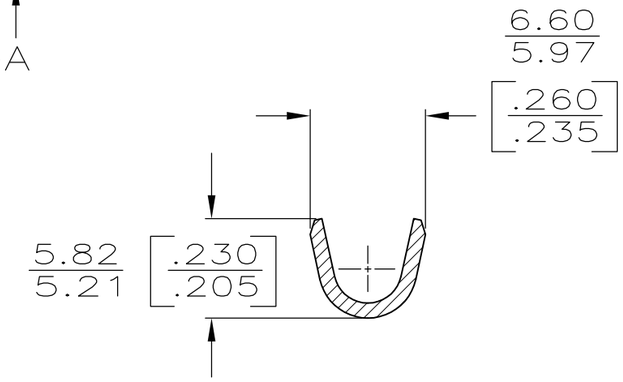

SECTION B–B

3.05–4.32 DIA [.120–.170] DIA	#18–#14 AWG	61851-1
INSULATION RANGE	WIRE SIZE	PART NO.

THIS DRAWING IS A CONTROLLED DOCUMENT.

DIMENSIONS: mm [INCHES]

TOLERANCES UNLESS OTHERWISE SPECIFIED:

0 PLC	± –
1 PLC	± –
2 PLC	± 0.38 [.015]
3 PLC	± –
4 PLC	± –
ANGLES	± –

MATERIAL: BRASS

FINISH: TIN

DWN	JR RUTH	2/10/95
CHK	MS FEHER	2/10/95
APVD	J GILLESPIE	2/10/95
PRODUCT SPEC	–	
APPLICATION SPEC	–	
WEIGHT	–	

TE Connectivity

NAME: TAB, FASTIN–FASTON, 6.35 [.250] SERIES (SPECIAL DOUBLE TAB)

SIZE	CAGE CODE	DRAWING NO	RESTRICTED TO
A3	00779	C-61851	–

CUSTOMER DRAWING

SCALE	SHEET	REV
3:1	1 OF 1	L