# 63769-1 ✔ ACTIVE

FASTON | FASTON 187

TE Internal #: 63769-1

Quick Disconnects, Receptacle, 18 – 16 AWG Wire Size, .82 – 1.31 mm² Wire Size, Mating Tab Width 4.75 mm [.187 in], Straight, Brass, FASTON 187

View on TE.com >

Terminals & Splices > Quick Disconnects







Quick Disconnect Terminal Type: **Receptacle**

Wire Size: **.82 – 1.31 mm²**

Mating Tab Width: **4.75 mm [ .187 in ]**

Mating Tab Thickness: **.81 mm [ .032 in ]**

## Features

### Product Type Features

| | |
|---|---|
| Insertion Force | Normal |

### Configuration Features

| | |
|---|---|
| Connection Capacity | Single |
| Compatible With Wire & Cable Type | Discrete Wire |

### Contact Features

| | |
|---|---|
| Quick Disconnect Terminal Type | Receptacle |
| Mating Tab Width | 4.75 mm[.187 in] |
| Mating Tab Thickness | .81 mm[.032 in] |
| Terminal Orientation | Straight |
| Contact Base Material | Brass |
| Terminal Plating Material | Unplated |
| Crimp Type | F-Crimp |
| Barrel Type | Open |

### Termination Features

| | |
|---|---|
| Product Terminates To | Wire & Cable |

## Mechanical Attachment

| | |
|---|---|
| Wire Insulation Support | With |
| Mating Retention Type | Dimple |

## Dimensions

| | |
|---|---|
| Terminal Material Thickness | .3 mm[.012 in] |
| Product Length | 14.99 mm[.59 in] |
| Compatible Insulation Diameter Range | 2.67 – 5.33 mm[.105 – .21 in] |
| Wire Size | .82 – 1.31 mm² |

## Usage Conditions

| | |
|---|---|
| Insulation Option | Uninsulated |
| Operating Temperature Range | -40 – 110 °C[-40 – 230 °F] |

## Industry Standards

| | |
|---|---|
| Agency/Standard | CSA, UL |

## Packaging Features

| | |
|---|---|
| Packaging Quantity | 12000 |
| Packaging Method | Strip/Reel |

## Other

| | |
|---|---|
| Line | Budget |

# Product Compliance

For compliance documentation, visit the product page on TE.com>

| | |
|---|---|
| EU RoHS Directive 2011/65/EU | Compliant |
| EU ELV Directive 2000/53/EC | Compliant |
| China RoHS 2 Directive MIIT Order No 32, 2016 | No Restricted Materials Above Threshold |
| EU REACH Regulation (EC) No. 1907/2006 | Current ECHA Candidate List: JUNE 2023 (235)<br>Candidate List Declared Against: JUNE 2022 (224)<br>Does not contain REACH SVHC |
| Halogen Content | Low Halogen - Br, Cl, F, I < 900 ppm per homogenous material. Also BFR/CFR/PVC Free |
| Solder Process Capability | Not applicable for solder process capability |

Product Compliance Disclaimer

This information is provided based on reasonable inquiry of our suppliers and represents our current actual knowledge based on the information they provided. This information is subject to change. The part numbers that TE has identified as EU RoHS compliant have a maximum concentration of 0.1% by weight in homogenous materials for lead, hexavalent chromium, mercury, PBB, PBDE, DBP, BBP, DEHP, DIBP, and 0.01% for cadmium, or qualify for an exemption to these limits as defined in the Annexes of Directive 2011/65/EU (RoHS2). Finished electrical and electronic equipment products will be CE marked as required by Directive 2011/65/EU. Components may not be CE marked. Additionally, the part numbers that TE has identified as EU ELV compliant have a maximum concentration of 0.1% by weight in homogenous materials for lead, hexavalent chromium, and mercury, and 0.01% for cadmium, or qualify for an exemption to these limits as defined in the Annexes of Directive 2000/53/EC (ELV). Regarding the REACH Regulation, the information TE provides on SVHC in articles for this part number is based on the latest European Chemicals Agency (ECHA) 'Guidance on requirements for substances in articles' posted at this URL: https://echa.europa.eu/guidance-documents/guidance-on-reach

## Compatible Parts



TE Part # 2-2150055-1
OCEAN_2.0_Applicator-E-100F210F



TE Part # 2-2150055-2
OCEAN_2.0_Applicator-E-100F210F



TE Part # 2150055-1
OCEAN_2.0_Applicator-E-100F210F



TE Part # 2150055-2
OCEAN_2.0_Applicator-E-100F210F



TE Part # 7-2150055-1
OCEAN_2.0_Applicator-E-100F210F



TE Part # 7-2150055-2
OCEAN_2.0_Applicator-E-100F210F

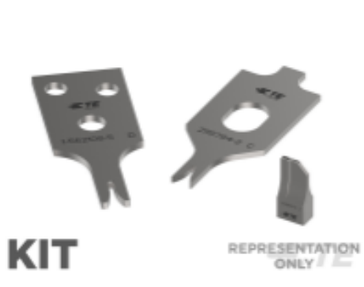


TE Part # 7-2150055-7
OCEAN_2.0_SPARE_PART_KIT-100F210F

## Also in the Series | FASTON 187



Crimp Terminal Housings(42)



Insertion & Extraction Tools(1)



Joints & Splices(1)



PCB Terminals(42)



Quick Disconnects(209)



Splices(1)

## Customers Also Bought



TE Part #1971777-5
Locking Plate, POWER TRIPLE LOCK, TPA



TE Part #5-1971776-3
PTL 2X3 PLUG HSG HIGH TEMP KEY A LGR



TE Part #5-1971875-3
PTL 3X3 CAP PANEL MT HITEMP KEY A LGR



TE Part #1969657-1
250 FASTON HSG.,FLAG,REC.,1 POS, BLACK



TE Part #1742883-1
187 FASTON,REC.,20-16 AWG,NPST



TE Part #1742543-1
250 FASTON,FLAG,REC.,18-12 AWG, NPST



TE Part #1742626-1
250 FASTON,FLAG,REC.,16-14 AWG, NPST



TE Part #2-35771-1
TERMINAL,SOLIS R 12-10 10



TE Part #353148-5
POSITIVE LOCK 187 HOUSING RECEPTACLE

## Documents

### Product Drawings

187 FASTON REC 18-16 AWG BR

English

### CAD Files

Customer View Model

ENG_CVM_CVM_63769-1_D.2d_dxf.zip

English

3D PDF

## 3D

### Customer View Model

ENG_CVM_CVM_63769-1_D.3d_igs.zip

English

### Customer View Model

ENG_CVM_CVM_63769-1_D.3d_stp.zip

English

By downloading the CAD file I accept and agree to the **Terms and Conditions** of use.

## Datasheets & Catalog Pages

### 82004 FASTON Terminals (Insulated and Uninsulated) Catalog - FASTON Receptacles Section

English

## Product Specifications

### Application Specification

English

## Product Environmental Compliance

### TE Material Declaration

English

## Agency Approvals

### CSA Certificate

English

### CSA Certificate

English