Data sheet

17151.4 SSIK 6/2A BK



Fuse-disconnect terminal, Screw connection, Mounting type: Mounting rail TS 35/7.5, Rated cross-section: 6 mm², Width: 8.1 mm, Colour: Black

RAL: 9005

Business data

Article number	17151.4
Article name	SSIK 6/2A BK
GTIN (EAN)	4044211188993
Packaging unit	50
Quantity unit	PC
Weight per piece (not including packaging)	23.3 g
Weight per piece (including packaging)	24.38 g
Unit of weight	G
Customs number	85369010
Country of origin	BG
Product description	Fuse-disconnect terminal
Colour	Black

Data sheet

17151.4 SSIK 6/2A BK

Technical data

Dimensions

Length	59 mm
Width	8.1 mm
Height TS 35/7.5	70 mm

Ratings

Rated voltage (determined by the illuminated display and fuse being used)	500 V
Rated current (as fuse-disconnect terminal)	10 A
Rated cross-section	6 mm²
Rated impulse voltage	6 kV
Overvoltage category	III
Contamination degree	3

Connection data

Connection principle	Screw connection
Connection position	Lateral
Connections	2 / extraction lever
Number of terminals per level	2
Number of levels	1
Wire cross-section single-core (rigid) / stranded, min.	0.2 mm²
Wire cross-section single core (rigid)/stranded, max.	10 mm²
Wire cross-section stranded, min.	0.2 mm²
Wire cross-section stranded, max.	10 mm²
Wire cross-section stranded with wire-end ferrules, min.	0.2 mm²
Wire cross-section stranded with wire-end ferrules, max.	6 mm²
Wire cross-section AWG, min.	22
Wire cross-section AWG, max.	8
Stripping length	10 mm
Screw head	Slotted
Screw threading	M 3,5
Tightening torque, min.	1.2 Nm
Tightening torque, max.	2 Nm

Data sheet

17151.4 SSIK 6/2A BK

Technical data

Materials

Insulation housing	Polyamide 6.6
Glass-fibre reinforced	✓
Flammability class UL 94	V-0
Working temperature, min.	-40 °C
Working temperature, max.	140 °C

Further technical data

Mounting type	Mounting rail TS 35/7,5
Fuse size	6,3 x 25 / 6,3 x 32 mm
Gauge plug acc. to EN 60 947-1	A5
Number of cross-connection channels	2
End plate required	✓
Voltage fuse	250 V
Cross-current via illuminated display	< 5 mA
Power loss in singular arrangement - overload and short-circuit protection, max.	2,5 / 2,5 W / A
Power loss in compound arrangement - overload and short-circuit protection, max.	2,5 / 2,5 W / A
Power loss in singular arrangement - only short-circuit protection, max.	4 / 10 W / A
Power loss in compound arrangement - only short-circuit protection, max.	2,5 / 2,5 W / A
Version of fuse holder	Swivelling
Version of fuse cartridge	G fuse 6.3 x 25 / 6.3 x 32

Environmental Product Compliance

REACH Conform	yes
REACH Reference date	2022-06-10
REACH Candidate Substance Note	No
RoHS Conform	yes

Approvals

CSA approval

CSA approval	C22.2 No 158
CSA approval granted	yes
CSA Usegroup C: rated voltage	600 V
CSA Usegroup C: rated current	10 A
CSA wire cross-section AWG, min.	22
CSA wire cross-section AWG, max.	8
CSA stripping length	10 mm
CSA torque, max.	1.6 Nm
CSA torque, min.	0.8 Nm

CSAus approval

CSAus approval	UL 1059
CSAus approval granted	yes
CSAus Usegroup C: rated voltage	600 V
CSAus Usegroup C: rated current	10 A
CSAus wire cross-section AWG, min.	22
CSAus wire cross-section AWG, max.	8
CSAus stripping length	10 mm
CSAus torque, min.	0.8 Nm
CSAus torque, max.	1.6 Nm

Approvals

KEMA KEUR approval	
KEMA KEUR approval	EN 60947-7-3:2009
KEMA KEUR approval granted	yes
KEMA rated voltage	500 V
KEMA voltage fuse, max.	250 V
KEMA rated current	10 A
KEMA rated impulse voltage	6 kV
KEMA wire cross-section single core (rigid), min.	0.2 mm²
KEMA wire cross-section single-core (rigid), max.	10 mm²
KEMA wire cross-section stranded, min.	0.2 mm²
KEMA wire cross-section stranded, max.	10 mm²
KEMA stripping length	10 mm
KEMA torque, min.	1.2 Nm
KEMA torque, max.	2 Nm
KEMA fuse size	6,3 x 25 / 6,3 x 32 mm
KEMA power loss in singular arrangement - overloadand short-circuit protection, max.	2,5 / 2,5 W / A
KEMA power loss in compound arrangement - overload and short-circuit protection, max.	2,5 / 2,5 W / A
KEMA power loss in singular arrangement - only short-circuit protection, max.	4 / 10 W / A
KEMA power loss in compound arrangement - only short-circuit protection, max.	2,5 / 2,5 W / A

Approvals

UL Recognized	
UL approval	UL 1059
UL Usegroup B: rated voltage	600 V
UL Usegroup B: rated current	10 A
UL Usegroup C: rated voltage	600 V
UL Usegroup C: rated current	10 A
UL Usegroup D: rated voltage	600 V
UL Usegroup D: rated current	10 A
UL wire cross-section single-core (rigid) AWG, min.	22
UL wire cross-section single-core (rigid) AWG, max.	8
UL wire cross-section stranded AWG, min.	22
UL wire cross-section stranded AWG, max.	8
UL torque, min.	7.08 Lb In.
UL torque, max.	14.16 Lb In.
UL wire material	Cu
UL factory wiring	1
UL field wiring	1
UL Recognized	1

Media



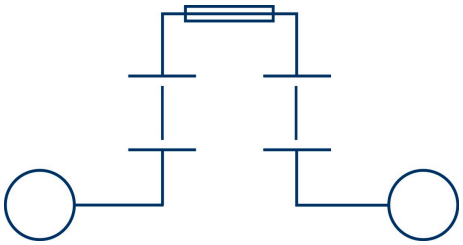

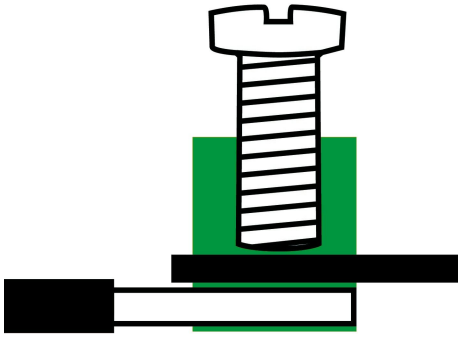

Accessories

Measurement pick-off terminal

Measurement pick-off terminal, Screw connection, Mounting type: On base, Rated cross-section: 4 mm², Width: 6.6 mm, Colour: Beige

Article number	Article name	GTIN (EAN)	Packaging unit
17121.2	SMAG 6/4 BG	4044211172114	10 ST

End plate



End plate, Width: 1.5 mm, Colour: Black

Article number	Article name	GTIN (EAN)	Packaging unit
17258.4	SAP SSIK 4/6 BK	4044211179830	20 ST

End stop

End stop, Mounting type: Mounting rail TS 35/7.5 and TS 35/15, Width: 8 mm, Colour: Beige

Article number	Article name	GTIN (EAN)	Packaging unit
17250.2	SES 35 BG	4044211178253	50

Insulation cap for cross-connector

Insulating cap, Colour: Yellow

Article number	Article name	GTIN (EAN)	Packaging unit
17200.8	SQIK 2,5-10 YE	4044211148539	20

Insulated cross-connector

Insulated cross-connector, No. of poles: 7, Mounting type: Plug in, Width: 54.8 mm,Rated cross-section: 6 mm², Colour: Yellow

Article number	Article name	GTIN (EAN)	Packaging unit
17226.8	SQI 6/7 YE	4044211148799	20

Insulated cross-connector, No. of poles: 8, Mounting type: Plug in, Width: 62.9 mm, Rated cross-section: 6 mm², Colour: Yellow

Article number	Article name	GTIN (EAN)	Packaging unit
17227.8	SQI 6/8 YE	4044211148805	10

Insulated cross-connector, No. of poles: 4, Mounting type: Plug in, Width: 30.5 mm, Rated cross-section: 6 mm², Colour: Yellow

Article number	Article name	GTIN (EAN)	Packaging unit
17223.8	SQI 6/4 YE	4044211148768	20

Insulated cross-connector, No. of poles: 9, Mounting type: Plug in, Width: 71 mm, Rated cross-section: 6 mm², Colour: Yellow

Article number	Article name	GTIN (EAN)	Packaging unit
17228.8	SQI 6/9 YE	4044211148812	10

Insulated cross-connector, No. of poles: 10, Mounting type: Plug in, Width: 79.1 mm, Rated cross-section: 6 mm², Colour: Yellow

Article number	Article name	GTIN (EAN)	Packaging unit
17229.8	SQI 6/10 YE	4044211148829	10

Insulated cross-connector, No. of poles: 2, Mounting type: Plug in, Width: 14.3 mm, Rated cross-section: 6 mm², Colour: Yellow

Article number	Article name	GTIN (EAN)	Packaging unit
17221.8	SQI 6/2 YE	4044211148744	50

Insulated cross-connector, No. of poles: 3, Mounting type: Plug in, Width: 22.4 mm, Rated cross-section: 6 mm², Colour: Yellow

Article number	Article name	GTIN (EAN)	Packaging unit
17222.8	SQI 6/3 YE	4044211148751	50

Insulated cross-connector, No. of poles: 6, Mounting type: Plug in, Width: 46.7 mm, Rated cross-section: 6 mm², Colour: Yellow

Article number	Article name	GTIN (EAN)	Packaging unit
17225.8	SQI 6/6 YE	4044211148782	20

Insulated cross-connector, No. of poles: 30, Mounting type: Plug in, Width: 240 mm, Rated cross-section: 6 mm², Colour: Yellow

Article number	Article name	GTIN (EAN)	Packaging unit
17230.8	SQI 6/30 YE	4044211148836	5

Insulated cross-connector, No. of poles: 5, Mounting type: Plug in, Width: 38.6 mm, Rated cross-section: 6 mm², Colour: Yellow

Article number	Article name	GTIN (EAN)	Packaging unit
17224.8	SQI 6/5 YE	4044211148775	20

Quick marking

Terminal marker / Pocket Maxicard, Length: 5 mm, Width: 8 mm, Colour: White

Article number	Article name	GTIN (EAN)	Packaging unit
9323.7	PMC SB 8/40 WH	4044211129231	400 ST

Connecting sleeve

Connecting sleeve, Colour: Orange

Article number	Article name	GTIN (EAN)	Packaging unit
2876.3	VBS 3/10/Z OG	4044211056018	20 ST

Connecting sleeve, Colour: Orange

Article number	Article name	GTIN (EAN)	Packaging unit
2875.3	VBS 2/10/Z OG	4044211056001	20 ST