Data sheet

1052.4 RK 35 BK



Feed-through terminal, Screw connection, Mounting type:Mounting rail TS 35/7.5 and TS 32, Rated cross-section: 35 mm², Width: 16 mm, Colour: Black

RAL: 9005

Business data

Article number	1052.4
Article name	RK 35 BK
GTIN (EAN)	4044211011048
Packaging unit	20
Quantity unit	PC
Weight per piece (not including packaging)	57.4 g
Weight per piece (including packaging)	60.25 g
Unit of weight	G
Customs number	85369010
Country of origin	CZ
Prio-Article	1052.2
Product description	Feed-through terminal

Data sheet

1052.4 RK 35 BK

Technical data

Dimensions	
Length	58 mm
Width	16 mm
Height TS 35/7.5	71.5 mm
Height TS 32	76 mm

Ratings	
Rated voltage	800 V
Rated current	125 A
Rated cross-section	35 mm²
Rated impulse voltage	8 kV
Overvoltage category	III
Contamination degree	3
Maximum power dissipation for nominal condition	4 W

Data sheet

1052.4 RK 35 BK

Technical data

Connection data

Connection principle	Screw connection
Connection position	Lateral
Connections	2
Number of terminals per level	2
Number of levels	1
Wire cross-section single-core (rigid) / stranded, min.	2.5 mm²
Wire cross-section single core (rigid)/stranded, max.	50 mm²
Wire cross-section stranded, min.	2.5 mm²
Wire cross-section stranded, max.	35 mm²
Wire cross-section stranded with wire-end ferrules,min.	2.5 mm²
Wire cross-section stranded with wire-end ferrules,max.	35 mm²
Wire cross-section AWG, min.	12
Wire cross-section AWG, max.	2
Stripping length	20 mm
Screw head	Slotted
Screw threading	M 6
Tightening torque, min.	2.5 Nm
Tightening torque, max.	5 Nm
Wire cross-section single-core (rigid) / stranded, AWGmax.	2
Wire cross-section single-core (rigid) / stranded, AWGmin.	12
Wire cross-section stranded, AWG max.	2
Wire cross-section stranded, AWG min.	12
Wire cross-section stranded with wire-end ferrules, AWG min.	12

Materials

Insulation housing	Polyamide 6.6
Flammability class UL 94	V-2
Working temperature, min.	-40 °C
Working temperature, max.	105 °C

Further technical data

Mounting type	Mounting rail TS 35/7.5 and TS 32
Gauge plug acc. to EN 60 947-1	B9
Number of cross-connection channels	1
End plate required	✓

Technical data

Environmental Product Compliance

REACH Conform	yes
REACH Reference date	2022-06-10
REACH Candidate Substance Note	No
RoHS Conform	yes

Approvals

Standards and regulations	
EAC approval	TR ZU 004/2011
EAC approval granted	yes

CSA approval	
CSA approval	C22.2 No 158
CSA approval granted	yes
CSA Usegroup C: rated voltage	600 V
CSA Usegroup C: rated current	100 A
CSA wire cross-section AWG, min.	12
CSA wire cross-section AWG, max.	2
CSA stripping length	20 mm
CSA torque, max.	5 Nm
CSA torque, min.	2.5 Nm
CSA File Number	042110_0_000

KEMA KEUR approval	
KEMA KEUR approval	EN 60947-7-1:2009
KEMA KEUR approval granted	yes
KEMA rated voltage	800 V
KEMA rated current	125 A
KEMA rated impulse voltage	8 kV
KEMA wire cross-section single core (rigid), min.	2.5 mm²
KEMA wire cross-section single-core (rigid), max.	50 mm²
KEMA wire cross-section stranded, min.	2.5 mm²
KEMA wire cross-section stranded, max.	35 mm²

Approvals

UL Recognized

UL approval	UL 1059
UL Usegroup C: rated voltage	600 V
UL Usegroup C: rated current	110 A
UL wire cross-section single-core (rigid) AWG, min.	12
UL wire cross-section single-core (rigid) AWG, max.	2
UL wire cross-section stranded AWG, min.	12
UL wire cross-section stranded AWG, max.	2
UL torque	22 Lb In
UL wire material	Cu
UL factory wiring	1
UL field wiring	1
UL File Number	E95701
UL Recognized	1

German Lloyd approval

DNV GL Certificate number	TAE000014T
DNV GL Location Classes	Temperature: B, Humidity: B, Vibration: A
DNV GL approval granted	1
DNV GL rated cross-section	35 mm²
DNV GL rated current	135 A
DNV GL rated voltage	750 V
DNV GL test standard	IEC 60947-7-1:2002

Media

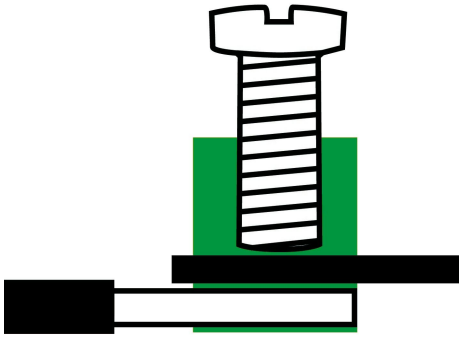

Accessories

Cover

Cover, Length: 38 mm, Width: 12.9 mm, Colour: Yellow

Article number	Article name	GTIN (EAN)	Packaging unit
2820.0	AD 1/16/B YE	4044211055462	20 ST

Cover, Length: 37.3 mm, Width: 16 mm, Colour: White

Article number	Article name	GTIN (EAN)	Packaging unit
2970.0	AD 1/16 WH	4044211056995	20 ST

End plate



End plate, Width: 1.5 mm, Colour: Beige

Article number	Article name	GTIN (EAN)	Packaging unit
2116.2	AP 35 BG	4044211049317	20

End stop



End stop, Mounting type: Mounting rail TS 35/7.5, Width: 9.5 mm, Colour: Beige

Article number	Article name	GTIN (EAN)	Packaging unit
2828.0	ES 35/K/ST BG	4044211055547	50

Cross-connector

Cross-connector, No. of poles: 10, Mounting type: Can be screwed on, Width: 153 mm, Rated cross-section: 35 mm², Colour: natural

Article number	Article name	GTIN (EAN)	Packaging unit
2167.0	Q 10	4044211049898	10 ST

Cross-connector

Cross-connector, No. of poles: 2, Mounting type: Can be screwed on, Width: 25 mm, Rated cross-section: 35 mm², Colour: natural

Article number	Article name	GTIN (EAN)	Packaging unit
2164.0	Q 2	4044211049867	20 ST

Cross-connector, No. of poles: 4, Mounting type: Can be screwed on, Width: 57 mm, Rated cross-section: 35 mm², Colour: natural

Article number	Article name	GTIN (EAN)	Packaging unit
2166.0	Q 4	4044211049881	10 ST



Cross-connector, No. of poles: 3, Mounting type: Can be screwed on, Width: 41 mm, Rated cross-section: 35 mm², Colour: natural

Article number	Article name	GTIN (EAN)	Packaging unit
2165.0	Q 3	4044211049874	20 ST

Quick marking

Terminal marker / Pocket Maxicard, Length: 5 mm, Width: 6 mm, Colour: White

Article number	Article name	GTIN (EAN)	Packaging unit
4702.7	PMC SB 6/50 WH	4044211089986	500 ST

Screwdriver

Screwdriver with bare blade, Colour: Black-grey

Article number	Article name	GTIN (EAN)	Packaging unit
1088.0	SDB 1,2x6,5	4044211014810	1 ST

Partition plate

Data sheet

1052.4 RK 35 BK



Partition plate, Width: 1.5 mm, Colour: Beige

Article number	Article name	GTIN (EAN)	Packaging unit
2117.2	TW 35 BG	4044211049355	20