Data sheet

1050.9 RK 16 RD



Feed-through terminal, Screw connection, Mounting type:Mounting rail TS 35/7.5 and TS 32, Rated cross-section: 16 mm², Width: 12 mm, Colour: Red

Business data

Article number	1050.9
Article name	RK 16 RD
GTIN (EAN)	4044211010713
Packaging unit	50
Quantity unit	PC
Weight per piece (not including packaging)	28 g
Weight per piece (including packaging)	29.7 g
Unit of weight	G
Customs number	85369010
Country of origin	CZ
Prio-Article	1050.2
Product description	Feed-through terminal

Data sheet

1050.9 RK 16 RD

Technical data

Dimensions	
Length	50 mm
Width	12 mm
Height TS 35/7.5	58.5 mm
Height TS 32	63 mm

Ratings	
Rated voltage	800 V
Rated current	76 A
Rated cross-section	16 mm²
Rated impulse voltage	8 kV
Overvoltage category	III
Contamination degree	3
Maximum power dissipation for nominal condition	2.43 W

Data sheet

1050.9 RK 16 RD

Technical data

Connection data

Connection principle	Screw connection
Connection position	Lateral
Connections	2
Number of terminals per level	2
Number of levels	1
Wire cross-section single-core (rigid) / stranded, min.	2.5 mm²
Wire cross-section single core (rigid)/stranded, max.	25 mm²
Wire cross-section stranded, min.	2.5 mm²
Wire cross-section stranded, max.	16 mm²
Wire cross-section stranded with wire-end ferrules,min.	2.5 mm²
Wire cross-section stranded with wire-end ferrules,max.	16 mm²
Wire cross-section AWG, min.	10
Wire cross-section AWG, max.	6
Stripping length	15 mm
Screw head	Slotted
Screw threading	M 5
Tightening torque, min.	2 Nm
Tightening torque, max.	4 Nm
Wire cross-section single-core (rigid) / stranded, AWGmax.	6
Wire cross-section single-core (rigid) / stranded, AWGmin.	10
Wire cross-section stranded, AWG max.	6
Wire cross-section stranded, AWG min.	10
Wire cross-section stranded with wire-end ferrules, AWG min.	10

Materials

Insulation housing	Polyamide 6.6
Flammability class UL 94	V-2
Working temperature, min.	-40 °C
Working temperature, max.	105 °C

Further technical data

Mounting type	Mounting rail TS 35/7.5 and TS 32
Gauge plug acc. to EN 60 947-1	B7
Number of cross-connection channels	1
End plate required	✓

Technical data

Environmental Product Compliance	
REACH Conform	yes
REACH Reference date	2022-06-10
REACH Candidate Substance Note	No
RoHS Conform	yes

Approvals

Standards and regulations	
EAC approval	TR ZU 004/2011
EAC approval granted	yes

CSA approval	
CSA approval	C22.2 No 158
CSA approval granted	yes
CSA Usegroup C: rated voltage	600 V
CSA Usegroup C: rated current	70 A
CSA wire cross-section AWG, min.	10
CSA wire cross-section AWG, max.	6
CSA stripping length	15 mm
CSA torque, max.	4 Nm
CSA torque, min.	2 Nm
CSA File Number	042110_0_000

KEMA KEUR approval	
KEMA KEUR approval	EN 60947-7-1:2009
KEMA KEUR approval granted	yes
KEMA rated voltage	800 V
KEMA rated current	76 A
KEMA rated impulse voltage	8 kV
KEMA wire cross-section single core (rigid), min.	2.5 mm²
KEMA wire cross-section single-core (rigid), max.	25 mm²
KEMA wire cross-section stranded, min.	2.5 mm²
KEMA wire cross-section stranded, max.	16 mm²

Approvals

UL Recognized

UL approval	UL 1059
UL Usegroup C: rated voltage	600 V
UL Usegroup C: rated current	65 A
UL wire cross-section single-core (rigid) AWG, min.	10
UL wire cross-section single-core (rigid) AWG, max.	6
UL wire cross-section stranded AWG, min.	10
UL wire cross-section stranded AWG, max.	6
UL torque	10.5 Lb In
UL wire material	Cu
UL factory wiring	1
UL field wiring	1
UL File Number	E95701
UL Recognized	1

German Lloyd approval

DNV GL Certificate number	TAE000014T
DNV GL Location Classes	Temperature: B, Humidity: B, Vibration: A
DNV GL approval granted	1
DNV GL rated cross-section	16 mm²
DNV GL rated current	82 A
DNV GL rated voltage	750 V
DNV GL test standard	IEC 60947-7-1:2002

Media

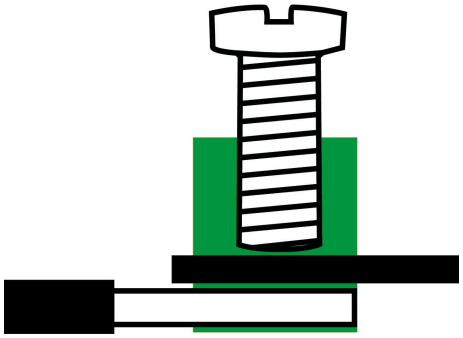

Accessories

Cover

Cover, Length: 30 mm, Width: 10.7 mm, Colour: Yellow

Article number	Article name	GTIN (EAN)	Packaging unit
2819.0	AD 1/12/B YE	4044211055455	20 ST

Cover, Length: 26.5 mm, Width: 12 mm, Colour: White

Article number	Article name	GTIN (EAN)	Packaging unit
2969.0	AD 1/12 WH	4044211056988	20 ST

End plate



End plate, Width: 1.5 mm, Colour: Beige

Article number	Article name	GTIN (EAN)	Packaging unit
2104.2	AP 16 BG	4044211049164	20

End stop



End stop, Mounting type: Mounting rail TS 35/7.5, Width: 9.5 mm, Colour: Beige

Article number	Article name	GTIN (EAN)	Packaging unit
2828.0	ES 35/K/ST BG	4044211055547	50

Cross-connector



Cross-connector, No. of poles: 3, Mounting type: Can be screwed on, Width: 32 mm, Rated cross-section: 16 mm², Colour: natural

Article number	Article name	GTIN (EAN)	Packaging unit
2113.0	Q 3	4044211049270	20 ST

Cross-connector



Cross-connector, No. of poles: 2, Mounting type: Can be screwed on, Width: 20.1 mm, Rated cross-section: 16 mm², Colour: natural

Article number	Article name	GTIN (EAN)	Packaging unit
2112.0	Q 2	4044211049263	20 ST

Cross-connector, No. of poles: 10, Mounting type: Can be screwed on, Width: 115.3 mm, Rated cross-section: 16 mm², Colour: natural

Article number	Article name	GTIN (EAN)	Packaging unit
2115.0	Q 10	4044211049294	10 ST

Cross-connector, No. of poles: 4, Mounting type: Can be screwed on, Width: 43.9 mm, Rated cross-section: 16 mm², Colour: natural

Article number	Article name	GTIN (EAN)	Packaging unit
2114.0	Q 4	4044211049287	10 ST

Quick marking

Terminal marker / Pocket Maxicard, Length: 5 mm, Width: 6 mm, Colour: White

Article number	Article name	GTIN (EAN)	Packaging unit
4702.7	PMC SB 6/50 WH	4044211089986	500 ST

Screwdriver

Screwdriver with bare blade, Colour: Black-grey

Article number	Article name	GTIN (EAN)	Packaging unit
1087.0	SDB 0,8x4,0	4044211014803	1 ST

Partition plate

Data sheet

1050.9 RK 16 RD



Partition plate, Width: 1.5 mm, Colour: Beige

Article number	Article name	GTIN (EAN)	Packaging unit
2105.2	TW 16 BG	4044211049195	20