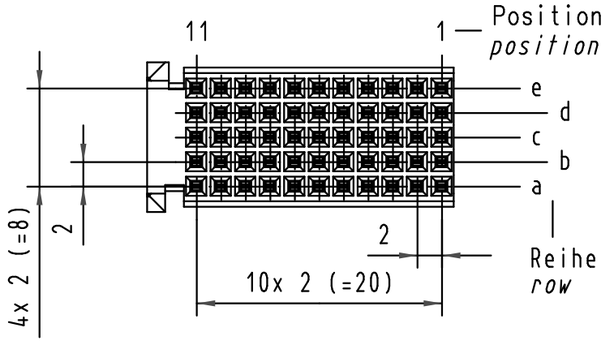

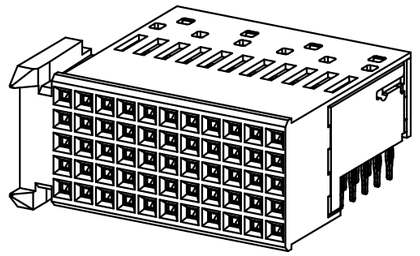

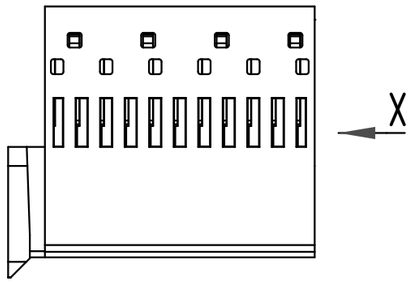

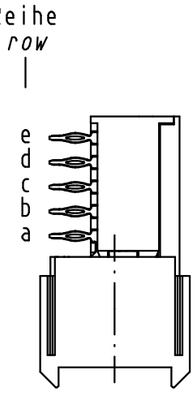

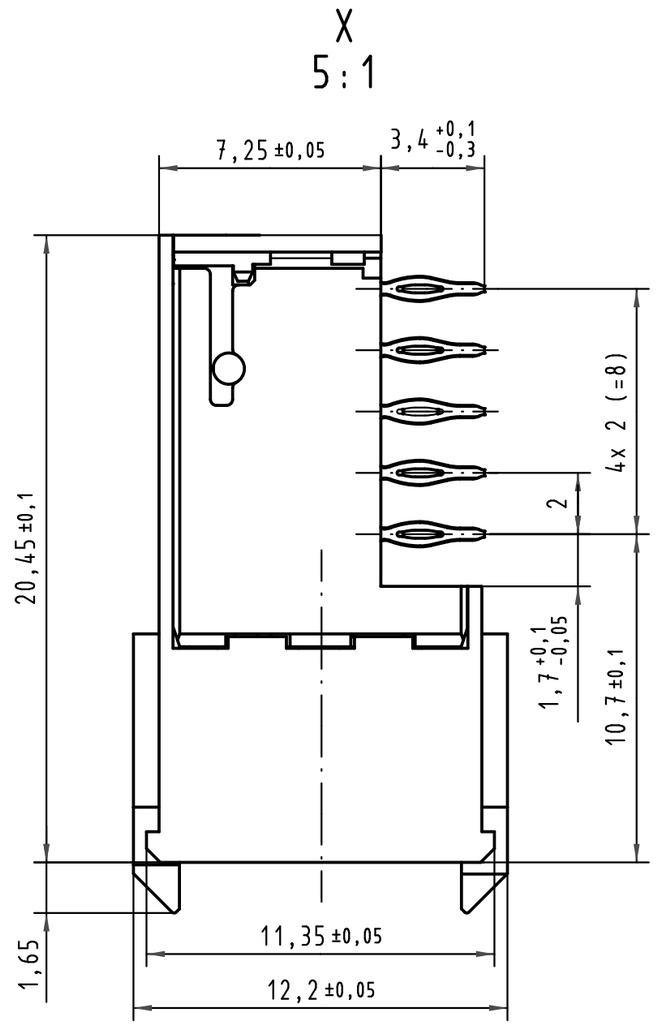

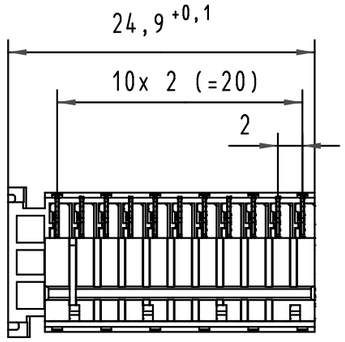

Lochbild
board drillings

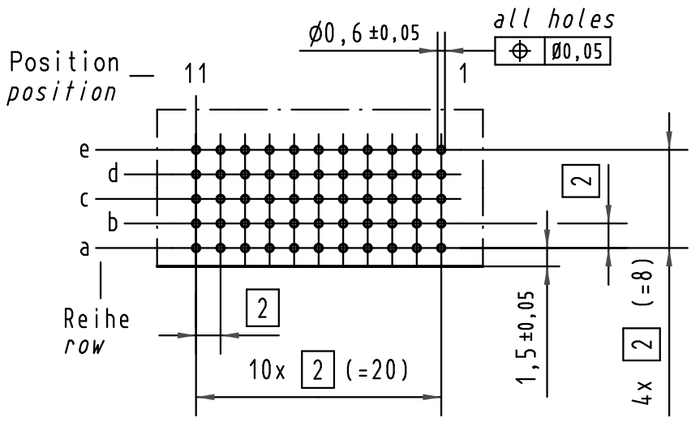

Bohrlochdurchmesser: Ø0,7±0,02 mm
Lochdurchmesser (mit Oberfläche): Ø0,6±0,05 mm
drill hole dia.: Ø0,7±0,02 mm
through hole dia. (after plating): Ø0,6±0,05 mm

Bestell-Nr. *part-no.*	Anforderungsstufe nach IEC *performance level acc. to IEC*	Kontaktoberfläche *contact plating*
17 23 055 4101	–	min.0,76µm (30µin) Au über/over min.1,27µm (50µin) Ni
17 23 055 2101	2	Au über/over Ni
17 23 055 1101	1	Au über/over Ni

Mod.	Dat.	Name
34650	01.02.08	Hage.
30074	03.08.01	Wi
26047	20.05.99	Hm
25017	22.09.98	Hm
24594	06.08.98	Hm
22833		

All Dimensions in mm Original Size DIN A 3

Techn. Character.

	Dat.	Name
Detail.	30.10.97	Hm
Insp.	30.10.97	Ko
Stand.		

Maßstab/*Scale* 2:1 (5:1)

Nicht tolerierte Maße/*Free size tolerances* IEC 61076-4-101

har-bus HM Federleiste, Typ C, 55 pol.
har-bus HM female connector, type C, 55 pol.

HARTING Electronics GmbH & Co. KG
D-32339 ESPELKAMP

TB 17 23 055 x101

Sub.

Blatt/*page*

Alle Rechte vorbehalten/ *All rights reserved*