THIS DRAWING IS UNPUBLISHED. RELEASED FOR PUBLICATION -,- .
© COPYRIGHT - BY TYCO ELECTRONICS CORPORATION. ALL RIGHTS RESERVED.

LOC	DIST
H	–

REVISIONS

P	LTR	DESCRIPTION	DATE	DWN	APVD
	A	EHC0-0319-04	03-AUG-04	KNK	BM

CONNECTOR ASSEMBLY

EXEMPLARY LOADED

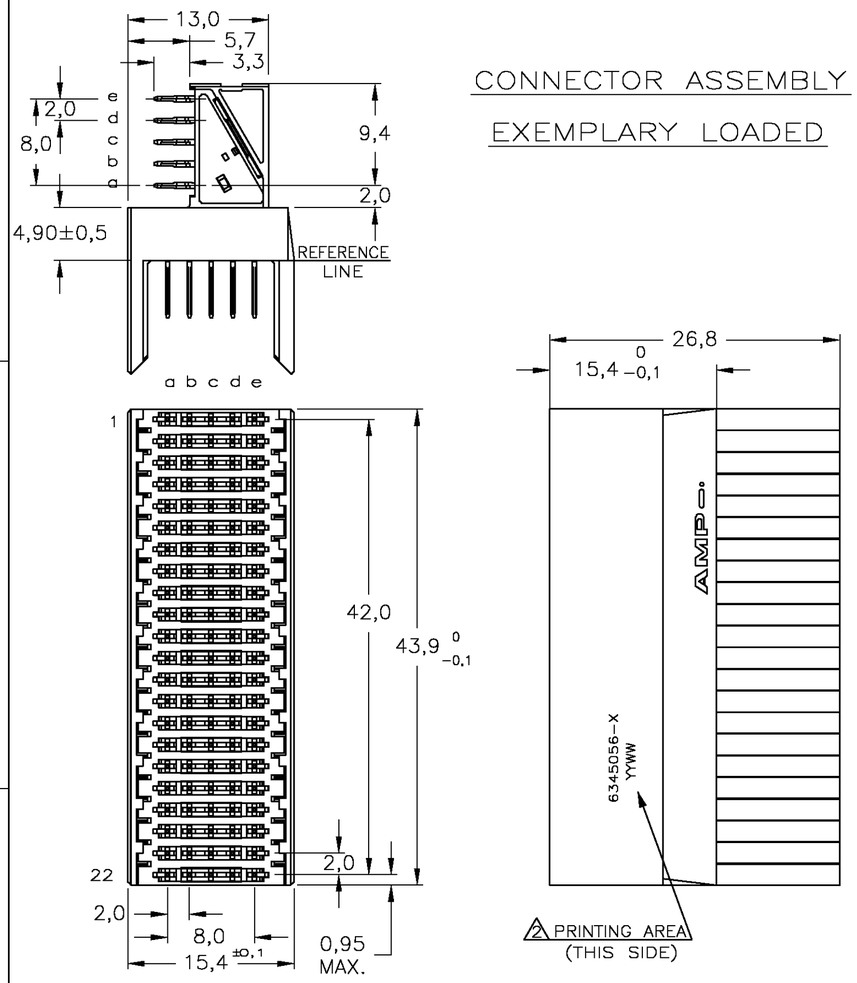

NOTES:

1. MATERIAL HOUSING : GREY GLASSFILLED POLYESTER UL-RATING V0
   CONTACT : PHOSPHORBRONZE
2. CONNECTOR PRINTED WITH PARTNUMBER AND DATECODE
3. PLATED-THROUGH HOLES AT 2x2mm SQUARE GRID.

CONTACT DIMENSIONS

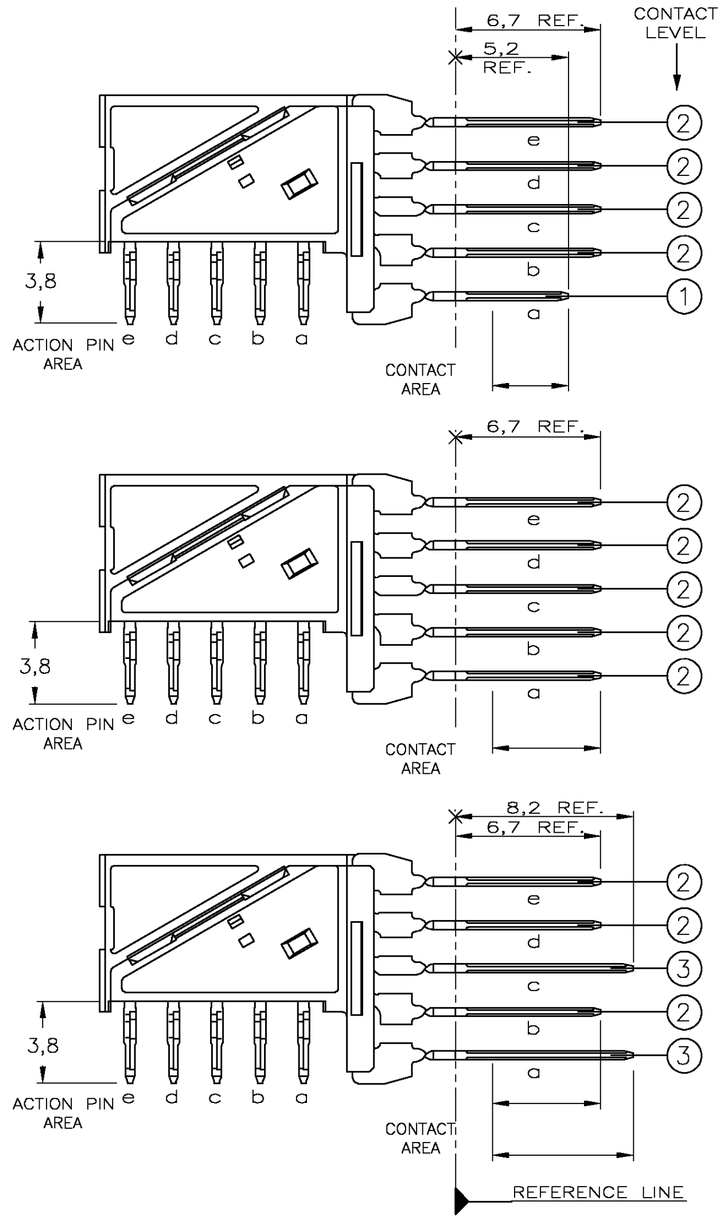

RECOMMENDED PCB-HOLE LAY-OUT

COMPONENT SIDE SHOWN

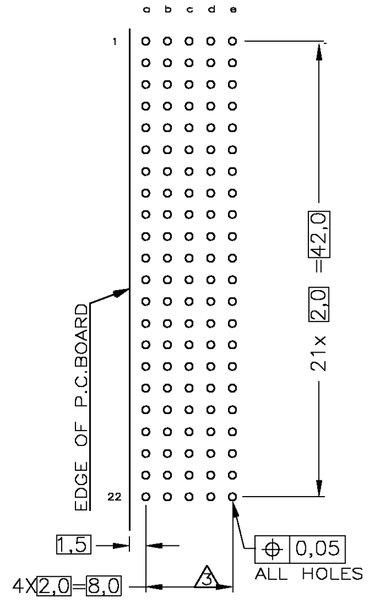

P.C.B. HOLE DIM. ACTION PIN
FOR DETAILS SEE
APPLICATION SPECIFICATION

CONTACT LAYOUT

	a	b	c	d	e
1	2	2	2	2	2
2	2	2	2	2	2
3	2	2	2	2	2
4	2	2	2	2	2
5	2	2	2	2	2
6	2	2	2	2	2
7	2	2	2	2	2
8	2	2	2	2	2
9	2	2	2	2	2
10	2	2	2	2	2
11	3	2	3	2	2
12	2	2	2	2	2
13	2	2	2	2	2
14	2	2	2	2	2
15	2	2	2	2	2
16	2	2	2	2	2
17	2	2	2	2	2
18	2	2	2	2	2
19	2	2	2	2	2
20	2	2	2	2	2
21	2	2	2	2	2
22	1	2	2	2	2

CONTACT FINISH						
CONSERVATION TREATMENT	–	–	CONTACT UNDER-COATING [µm Ni MIN.]	CONTACT AREA [µm Au MIN.]	ACTION-PIN AREA [µm Sn MIN]	PART NUMBER
–	–	–	1,3	0,8	0,5	6345056-1
–	–	–	–	–	–	–
–	–	–	–	–	–	–
–	–	–	–	–	–	–
–	–	–	–	–	–	–
–	–	–	–	–	–	–
–	–	–	–	–	–	–
–	–	–	–	–	–	–
–	–	–	–	–	–	–
–	–	–	–	–	–	–
–	–	–	–	–	–	–
–	–	–	–	–	–	–

THIS DRAWING IS A CONTROLLED DOCUMENT.

DIMENSIONS: mm

TOLERANCES UNLESS OTHERWISE SPECIFIED:
0 PLC ± –
1 PLC ± –
2 PLC ± –
3 PLC ± –
4 PLC ± –
ANGLES ± –

MATERIAL –
FINISH –

DWN K.N.KIRAN 26AUG2004
CHK B.MOOIJ –
APVD B.MOOIJ –
PRODUCT SPEC 108-19082
APPLICATION SPEC 114-19029
WEIGHT –

Tyco Electronics Corporation
's-Hertogenbosch,5222AR-32

NAME
Z-PACK 2mm HM TYPE B22
110 POS. RIGHT ANGLE MALE
CONNECTOR ASSEMBLY

SIZE	CAGE CODE	DRAWING NO	RESTRICTED TO
A2	00779	C-6345056	–

CUSTOMER DRAWING | SCALE 5:1 | SHEET 1 OF 1 | REV A

6345056