6-6609959-6 ✔ ACTIVE

Corcom | Corcom P

TE Internal #: 6-6609959-6

Multi-Function Inlet Filters, Power Entry (Filtered/Unfiltered), Single AC Input, DPST, None, Vertical, 10 A, Flanged, IEC Input, Corcom P

View on TE.com >

EMI & EMC Solutions > EMI Filters > Multi-Function Inlet Filters > CORCOM P SERIES MULTI-FUNCTION INLET FIL

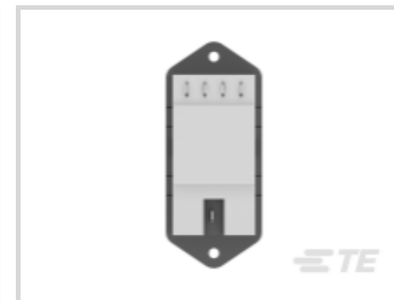

Filter Type: **Power Entry (Filtered/Unfiltered)**

Input Voltage Selection: **Single AC**

Filter Switch Type: **DPST**

Filter Shield Type: **None**

Mount Angle: **Vertical**

All CORCOM P SERIES MULTI-FUNCTION INLET FIL (300)

Features

Product Type Features

Ground Choke Option	No
Ground Option	None
Level Of Filtering	Inductor & Capacitor
Filter Type	Power Entry (Filtered/Unfiltered)
Filter Switch Type	DPST
Input Termination Type	IEC
Output Termination Type	.187" FASTON
Filtering Requirements	Filtered
Filter Connector Type	IEC 60320-1 C-14
Accessory Type	Fuse Clip

Configuration Features

Extender Options	None
Fuse Options	Dual

Electrical Characteristics

Input Voltage Selection	Single AC
Leakage Current (Max) (120VAC, 60Hz)	2 µA
Leakage Current (Max) (250VAC, 50Hz)	5 µA
Filter Current Rating	10 A
Voltage Rating (Max)	115 VAC, 230 VAC

Body Features

Filter Shield Type	None

Mechanical Attachment

Mount Angle	Vertical
Filter Mount Style	Flanged

Dimensions

Panel Thickness Range	.79 – 2 mm[.031 – .079 in]

Usage Conditions

Operating Temperature Range	-10 – 40 °C

Operation/Application

For Use With	P Series

Product Compliance

For compliance documentation, visit the product page on TE.com>

EU RoHS Directive 2011/65/EU	Compliant
EU ELV Directive 2000/53/EC	Compliant
China RoHS 2 Directive MIIT Order No 32, 2016	No Restricted Materials Above Threshold
EU REACH Regulation (EC) No. 1907/2006	Current ECHA Candidate List: JUNE 2023 (235) Candidate List Declared Against: JAN 2023 (233) Does not contain REACH SVHC
Halogen Content	Not Low Halogen - contains Br or Cl > 900 ppm.
Solder Process Capability	Not applicable for solder process capability

Product Compliance Disclaimer

This information is provided based on reasonable inquiry of our suppliers and represents our current actual knowledge based on the information they provided. This information is subject to change. The part numbers that TE has identified as EU RoHS compliant have a maximum concentration of 0.1% by weight in homogenous materials for lead, hexavalent

chromium, mercury, PBB, PBDE, DBP, BBP, DEHP, DIBP, and 0.01% for cadmium, or qualify for an exemption to these limits as defined in the Annexes of Directive 2011/65/EU (RoHS2). Finished electrical and electronic equipment products will be CE marked as required by Directive 2011/65/EU. Components may not be CE marked. Additionally, the part numbers that TE has identified as EU ELV compliant have a maximum concentration of 0.1% by weight in homogenous materials for lead, hexavalent chromium, and mercury, and 0.01% for cadmium, or qualify for an exemption to these limits as defined in the Annexes of Directive 2000/53/EC (ELV). Regarding the REACH Regulation, the information TE provides on SVHC in articles for this part number is based on the latest European Chemicals Agency (ECHA) 'Guidance on requirements for substances in articles' posted at this URL: https://echa.europa.eu/guidance-documents/guidance-on-reach

Compatible Parts



TE Part # 1609140-1
PA100=F6800

TE Part # 1609146-1
PA101 CONNECTOR PLU=F6998

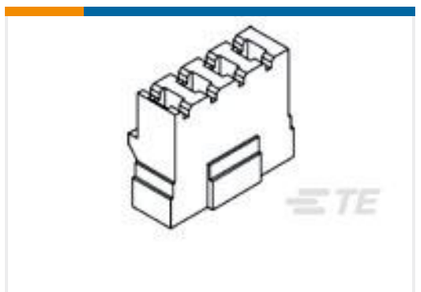

TE Part # 1609146-2
PA102 CONNECTOR PIN=F6999



TE Part # 1609140-3
PA105 J0=F6806

Also in the Series | Corcom P

EMI & EMC Accessories(4)

Multi-Function Inlet Filters(368)

Customers Also Bought

TE Part #5748476-1
KIT,PLUG,62P,HDP-22,SHLD ENCLS

TE Part #749806-8
KIT, HDP-20,RCPT,SIZE 2, 15 PO

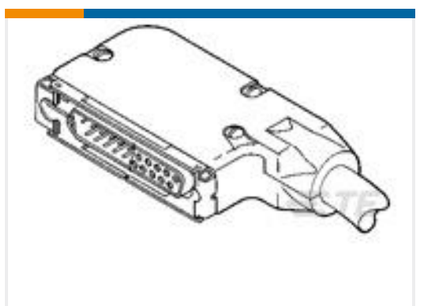

TE Part #5745653-3
DIECAST STRAIN RELIEF KIT,SZ 3

TE Part #1437566-4
FSMSMTR=TACT SWITCH

TE Part #YDTS26W15-18PNV001
PLUG ASSY

TE Part #YDTS26W23-21PAV001
PLUG ASSY

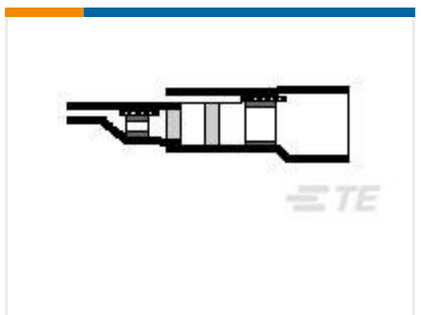

TE Part #284303-000
B-020-22-N

TE Part #163665-000
S02-07-R

TE Part #8-1437627-2
G12B=BUTTON GUARD BLACK

TE Part #6162-229-1677
COAX PIN ASSY

Documents

Product Drawings

PM0S0DBX0=C5280

English

CAD Files

Customer View Model
ENG_CVM_6-6609959-6_A.3d_igs.zip

English

Customer View Model
ENG_CVM_6-6609959-6_A.3d_stp.zip

English

Customer View Model
ENG_CVM_6-6609959-6_A.2d_dxf.zip

English

3D PDF

English

3D PDF

3D

Customer View Model
ENG_CVM_CVM_6-6609959-6_O.2d_dxf.zip

English

Customer View Model
ENG_CVM_CVM_6-6609959-6_O.3d_igs.zip

English

Customer View Model
ENG_CVM_CVM_6-6609959-6_O.3d_stp.zip

English

By downloading the CAD file I accept and agree to the Terms and Conditions of use.

Datasheets & Catalog Pages

1654001_CORCOM_PRODUCT_GUIDE

English

Corcom Combined Selector Charts

English

1-1654250-1_CORCOM_EMI_RFI_QRG

English