

# Steward

Advanced Ferrite Materials, EMI Suppression, and Inductive Products

Home • Ferrite Product Lines • New Products • Technical • General • Contact • Steward Sales

## CM5740Z171R-00

STEWARD PART NUMBERING SYSTEM					
CM	2545	X	111	B	- 00
PRODUCT SERIES CODE	PART SIZE CODE	RATED CURRENT CODE	IMPEDANCE VALUE CODE	PACKAGING CODE	ADDITIONAL DESCRIPTION

Ambient Operating Temperature Range: -55°C to +125°C

Surface Mount

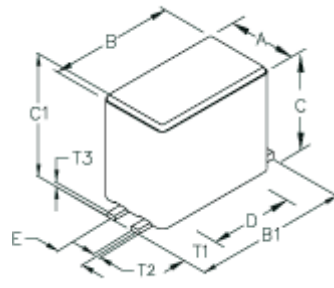


Figure #1

Thru-Hole

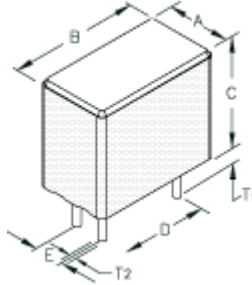


Figure #2

Surface Mount

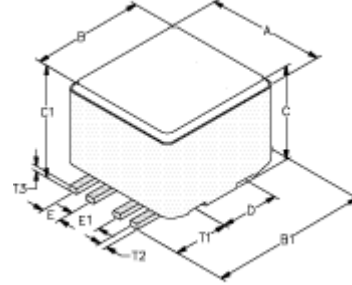


Figure #3

Surface Mount

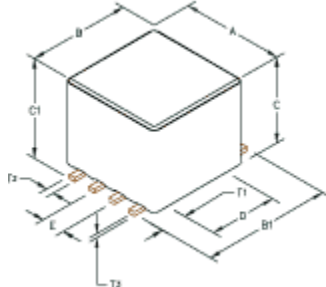


Figure #4

Thru-Hole

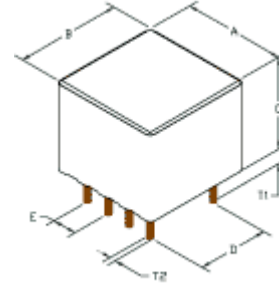
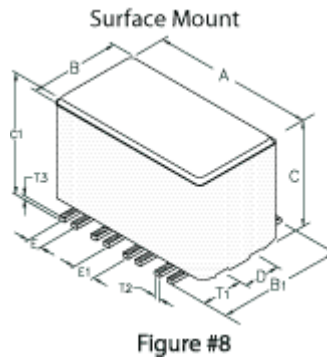
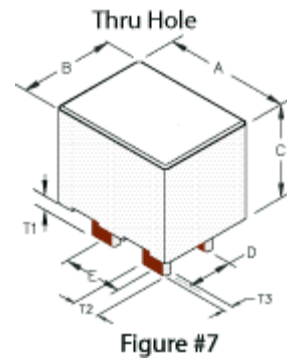
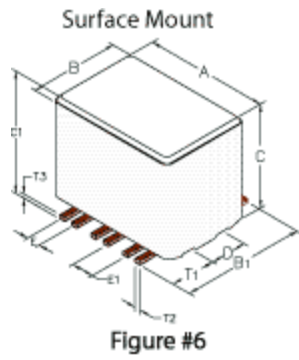


Figure #5



**Drawing Figure #**

Figure Number
4

**Electrical Characteristics**

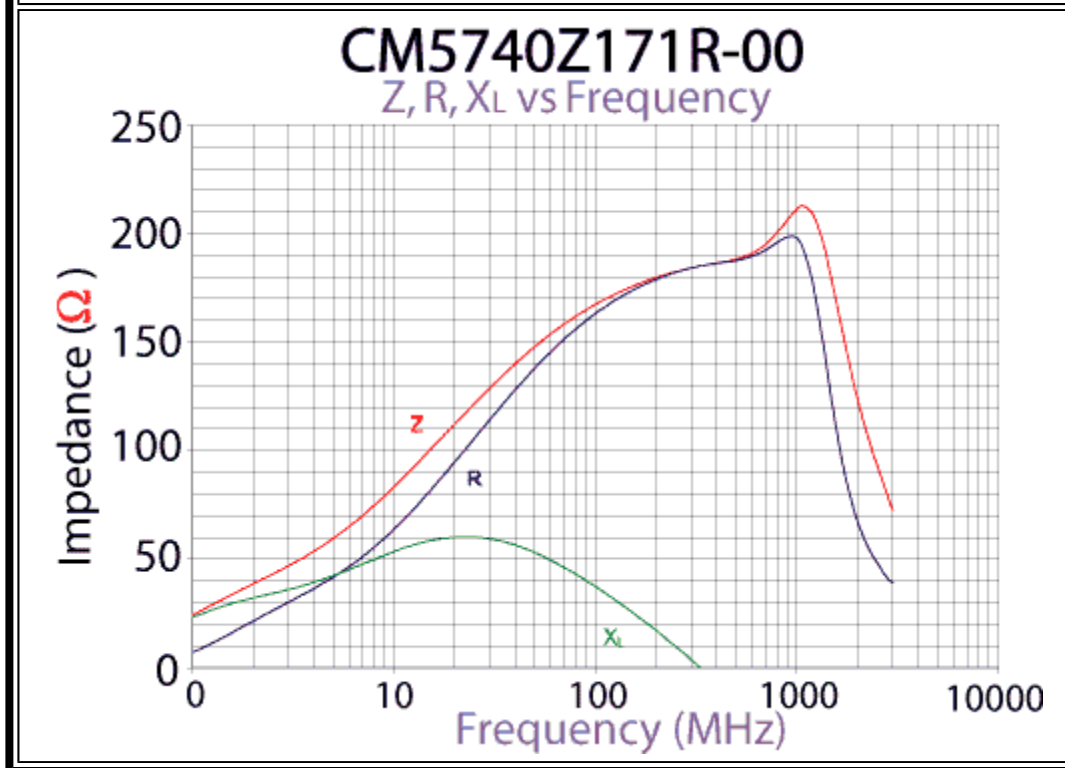
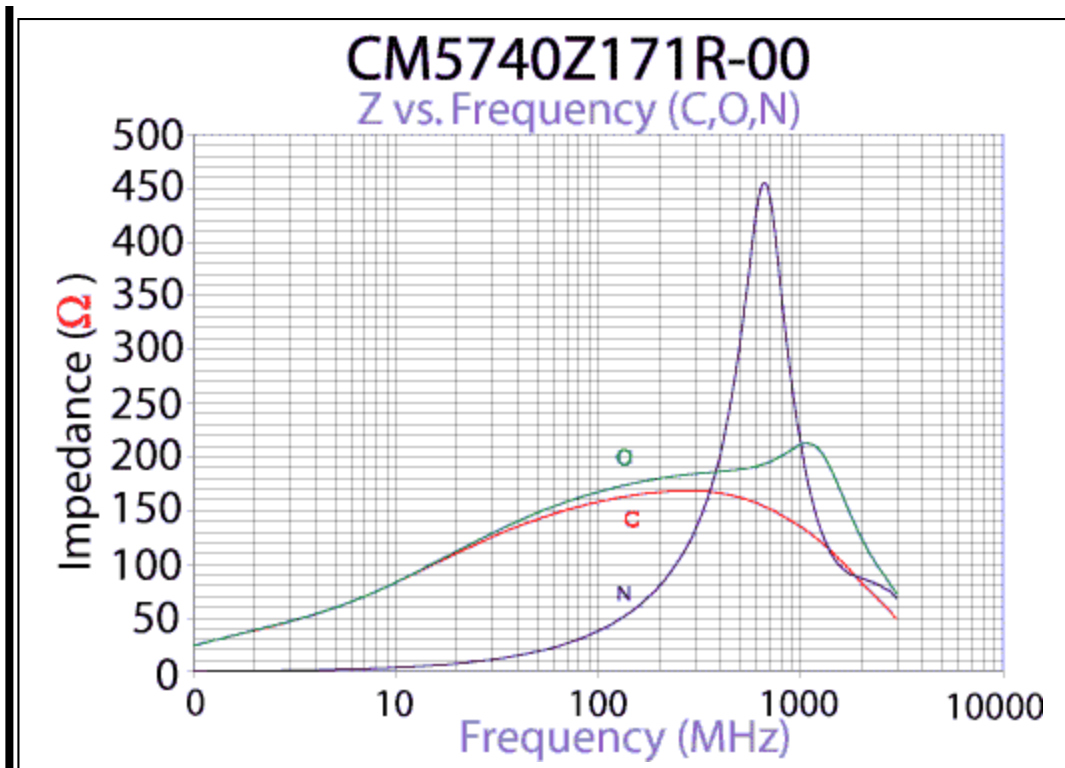
NET Z @ 100 MHz	DCR Max	Rated Current mA
170	0.001	20000

**Physical Dimensions**

A	B	B1	C	C1	D	E	E1	A	B	B1	C	C1	D	E	E1
mm	mm	mm	mm	mm	mm	mm	mm	in	in	in	in	in	in	in	in
14.48	10.03	11.05	9.32	10.49	4.06	2.54	3.43	0.570	0.395	0.435	0.367	0.413	0.160	0.100	0.135

**Wire Dimensions**

T1 mm	T2 mm	T3 mm	T1 in	T2 in	T3 in
3.56	0.76	0.76	0.140	0.030	0.030



Specifications, which provide more details for the correct use of the described products, are available upon request. All specifications are subject to change without notice. For more information on any of the products listed above, please contact Steward customer service department at (800) 634-2673.

[americas@steward.com](mailto:americas@steward.com)      [mexico@steward.com](mailto:mexico@steward.com)      [europa@steward.com](mailto:europa@steward.com)      [asia@steward.com](mailto:asia@steward.com)

Copyright© 2004 Steward, Inc.

Last Updated: 2/24/2004