


CTSQ1212F Series

From 10mH to 25mH

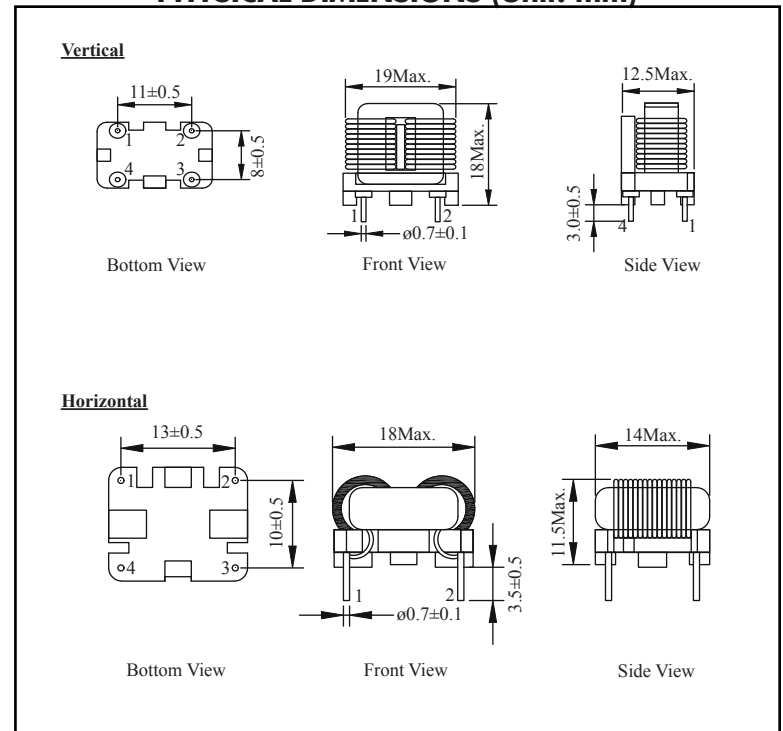
SPECIFICATIONS

Add **V** or **H** at end of part number for either Vertical or Horizontal mount.
V = Vertical, H = Horizontal

Part Number	Inductance Min. (1-4 / 2-3) (mH)	Allowable Current Max. (A)	DCR Max. (1-4 / 2-3) (mΩ)
CTSQ1212F-050-253-__	25.0	0.50	300
CTSQ1212F-060-223-__	22.0	0.60	250
CTSQ1212F-065-183-__	18.0	0.65	200
CTSQ1212F-070-153-__	15.0	0.70	200
CTSQ1212F-075-103-__	10.0	0.75	150



PHYSICAL DIMENSIONS (Unit: mm)



CHARACTERISTICS

Description: Through hole common mode power line chokes

Applications: Switch mode power supplies, LED drivers, chargers, adapters, etc.

Packaging: Bulk

Operating Temperature: -40°C to +85°C

Storage Temperature: -40°C to +125°C

Inductance Test Frequency: 1kHz/0.25V

Balance Inductance (1kHz/0.25V): L(1-4)-L(2-3): 300µH Max.

Hi-Pot Test:

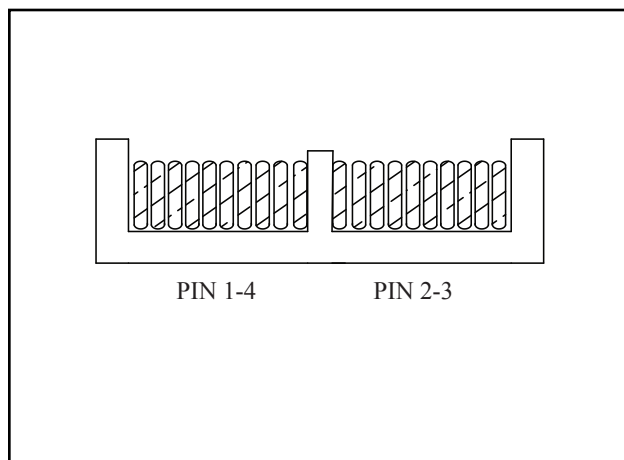
Coil to Coil: 1500VAC/60Hz 3mA 3sec

Coil to Core: 1000VAC/60Hz 3mA 3sec

Miscellaneous: RoHS Compliant.

Samples available. See website for ordering information.

WINDING ORDER



SCHEMATIC

