




DCN181320V Series



1. Features of DCN181320V Series :

- 18.5×13.5mm Max.(L×W),20.5mm Max. Height.
- Inductance range: 0.70mH~ 150.0mH,Custom values are welcomed.
- Ideally used as AC common mode noise filter for TV, VCR,
- Switching power supply, PC&PC related advice, measurement, attenuation and control unit with better characteristics in low frequency band.
- Dielectric strength:1500Vrms,winding to winding.
- Two PCB layout (V1 or V2) for customer consideration.
- UL Class B Compliance Common Mode Chokes.
- Operating temperature: -40 to +125°C
- RoHS & HF compliant.

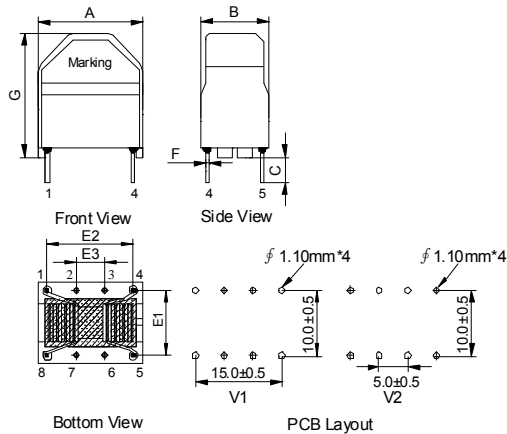


2. Electrical Characteristics of DCN181320V Series:

Part Number	L (mH) ±50%	I _{rate} (A) Max	DCR (Ω) Max	U _R (Vac) Max
DCN181320Vx-701HF	0.7	6.5	0.010	250.0
DCN181320Vx-102HF	1.0	5.4	0.016	250.0
DCN181320Vx-222HF	2.2	3.5	0.033	250.0
DCN181320Vx-332HF	3.3	2.5	0.052	250.0
DCN181320Vx-682HF	6.8	1.8	0.089	250.0
DCN181320Vx-103HF	10.0	1.4	0.120	250.0
DCN181320Vx-153HF	15.0	1.2	0.210	250.0
DCN181320Vx-273HF	27.0	1.1	0.410	250.0
DCN181320Vx-393HF	39.0	0.9	0.620	250.0
DCN181320Vx-473HF	47.0	0.75	0.840	250.0
DCN181320Vx-503HF	50.3	0.70	0.850	250.0
DCN181320Vx-104HF	100.0	0.38	1.700	250.0
DCN181320Vx-154HF	150.0	0.24	3.300	250.0

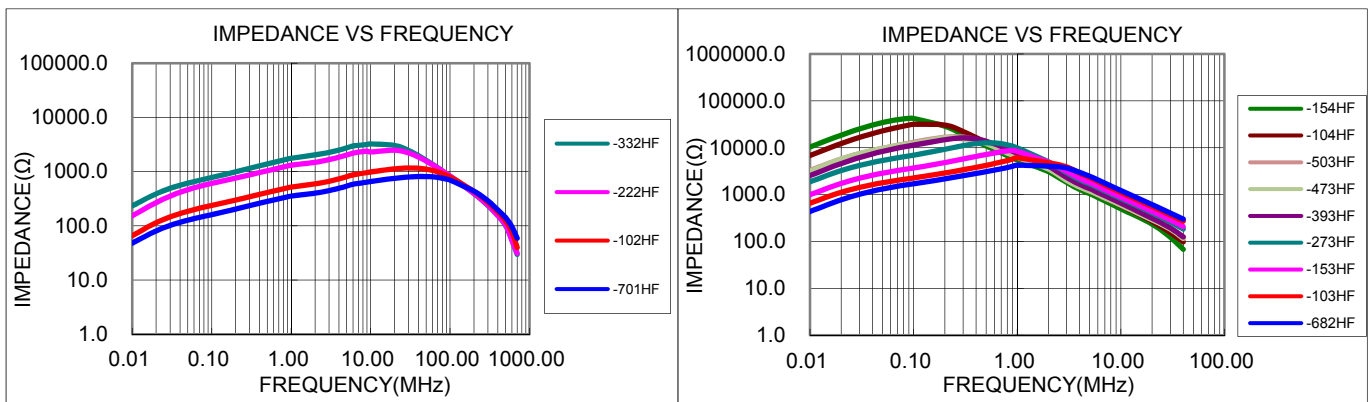
3. Mechanical Dimensions (unit:mm):

A Max	B Max	C ±0.5	E1 ±0.5	E2 ±0.5	E3 ±0.5	F Typical	G Max
18.50	13.50	3.00	10.00	15.00	5.00	0.64	20.50



Notes: PCB layout: V1 without PIN 2,3,6,7 connection; V2 without PIN 1,4,5,8 connection. Please include PCB code 1 or 2 when ordering.

4. Impedance vs Frequency Curve of DCN181320V Series:



Test Condition:

1. Open Circuit Inductance (OCL) measured at 10KHz, 0.05Vrms, 0 Amp at 25°C.
2. I_{rate} is defined as the applied current level that cause 35 °C temperature rise without force air flow.
3. Impedance measures with both windings in parallel and at ambient temperature(25°C).

● New York 1 914 347 2474 ● Taipei 886 2 2698 8669 ● Kaohsiung 886 7 350 2275
 ● Japan 81 568 85 2830 ● Shenzhen 86 755 8418 6263 ● Shanghai 86 21 5424 5141 ● Hong Kong 852 9688 9767
 ● sales@ITG-Electronics.com ● www.ITG-Electronics.com Revision C: July 21, 2016

*Due to continuous product improvement, all specifications are subject to change without prior notice. Kindly contact an ITG field application engineer or a sales representative prior to purchase.