

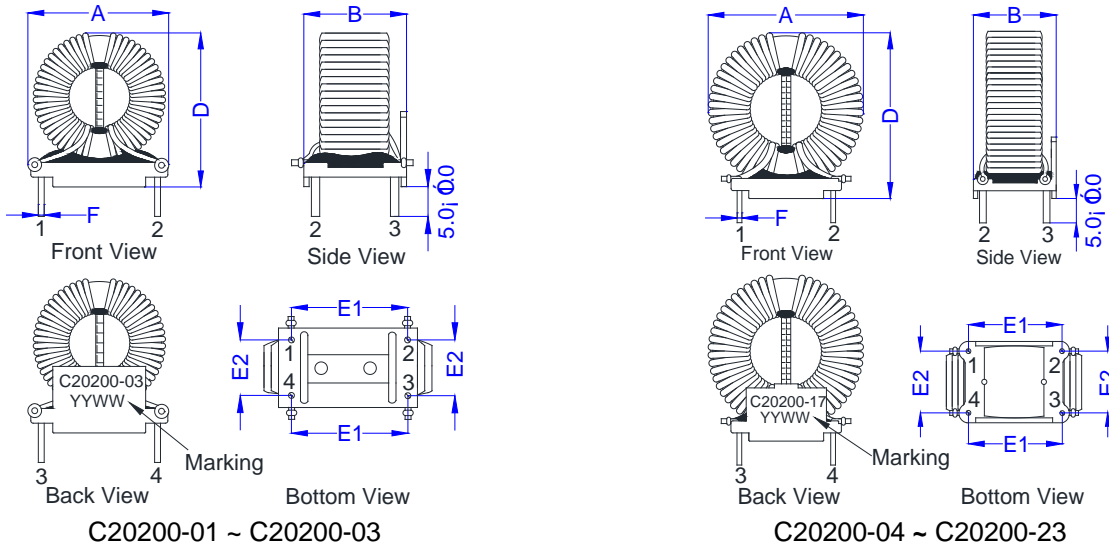
Hologen Free

## 1. Special Features:

- Single wire wound.
- Excellent EMI suppression capability over wide frequency spectrum.
- High current capacity.
- Dielectric strength:1500Vrms.
- Coil mount on UL94-V0 rated plastic header.
- Fixed pin spacing allow easy PCB insertion.
- Operating temperature: -55 to +105°C.



## 2. Mechanical Dimension (Unit:mm):



## 3. Electrical Specification:

ITG Part Number	L(mH)Min.	Irate(A)	DCR( $\Omega$ )	Dim. A	Dim. B	Dim. D	Dim. E1	Dim. E2	Dim. F
	@1KHz	Max.	Max.	Max.	Max.	Max.	$\pm 0.40$	$\pm 0.40$	$\pm 0.10$
C20200-01	4.00	1.70	0.173	19.30	12.50	22.86	15.24	6.35	1.00
C20200-02	2.50	2.40	0.090	19.30	12.50	22.86	15.24	6.35	1.00
C20200-03	1.00	4.80	0.022	19.30	12.50	22.86	15.24	6.35	1.00
C20200-04	10.00	2.40	0.170	30.48	15.50	30.48	20.32	10.16	1.27
C20200-05	7.00	2.80	0.120	30.48	15.50	30.48	20.32	10.16	1.27
C20200-06	5.00	3.70	0.070	30.48	15.50	30.48	20.32	10.16	1.27
C20200-07	2.00	6.60	0.022	30.48	15.50	30.48	20.32	10.16	1.27
C20200-08	1.00	10.00	0.010	30.48	15.50	30.48	20.32	10.16	1.27
C20200-09	30.00	2.30	0.330	34.29	20.60	36.83	22.86	15.24	1.27
C20200-10	20.00	1.00	0.210	34.29	20.60	36.83	22.86	15.24	1.27
C20200-11	12.00	4.00	0.110	34.29	20.60	36.83	22.86	15.24	1.27
C20200-12	8.00	5.60	0.055	36.83	20.60	36.83	22.86	15.24	1.27
C20200-13	5.00	8.90	0.022	36.83	20.60	38.10	22.86	15.24	1.27

Notes: Irate is defined as the applied current level that causes an approx. 35 °C temperature rise without force air flow.

● New York 1 914 347 2474 ● Taipei 886 2 2698 8669 ● Kaohsiung 886 7 350 2275  
 ● Japan 81 568 85 2830 ● Shenzhen 86 755 8418 6263 ● Shanghai 86 21 5424 5141 ● Hong Kong 852 9688 9767  
 ● [sales@ITG-Electronics.com](mailto:sales@ITG-Electronics.com) ● [www.ITG-Electronics.com](http://www.ITG-Electronics.com) Revision D.1: May 19, 2021

\*Due to continuous product improvement, all specifications are subject to change without prior notice. Kindly contact an ITG field application engineer or a sales representative prior to purchase.

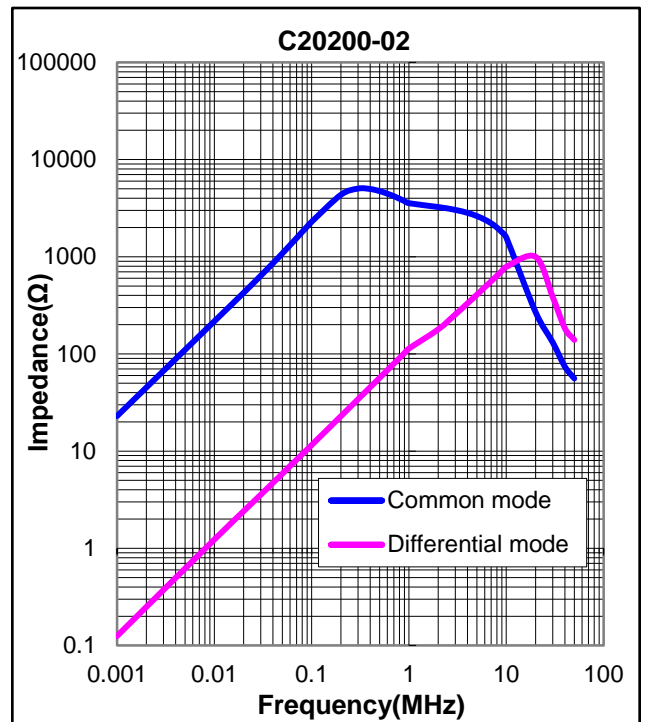
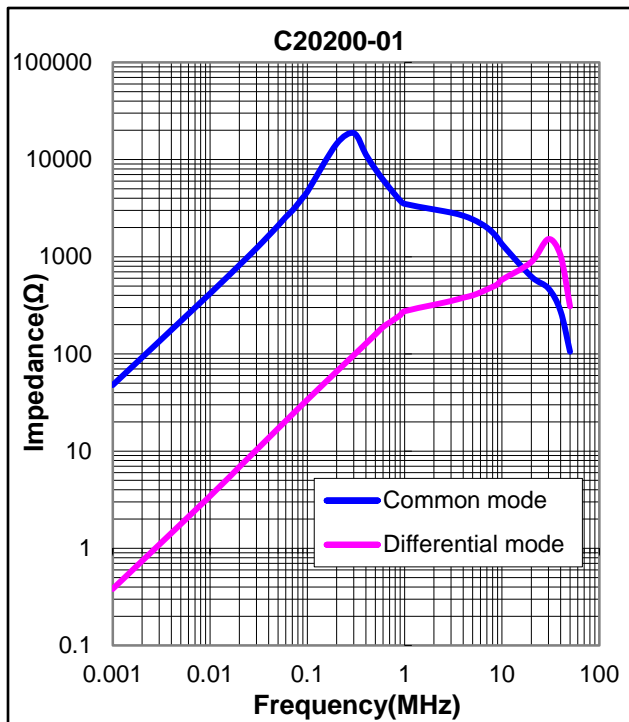


### 3. Electrical Specification:

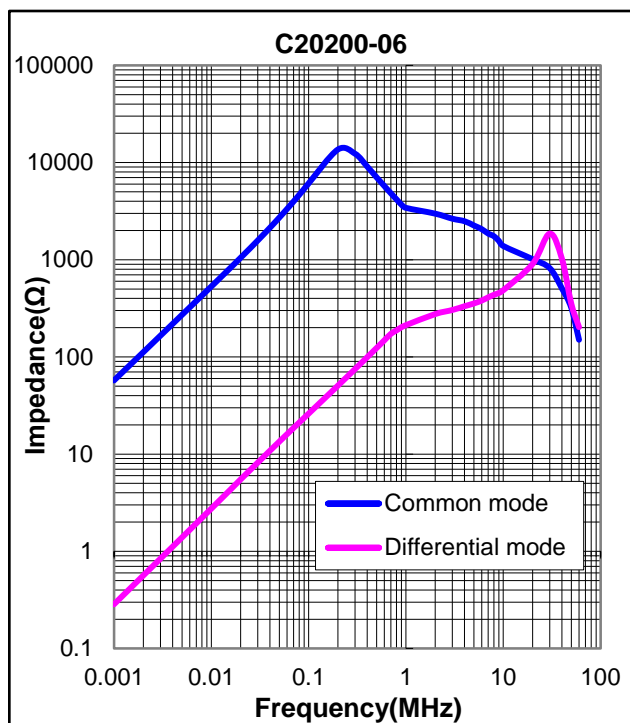
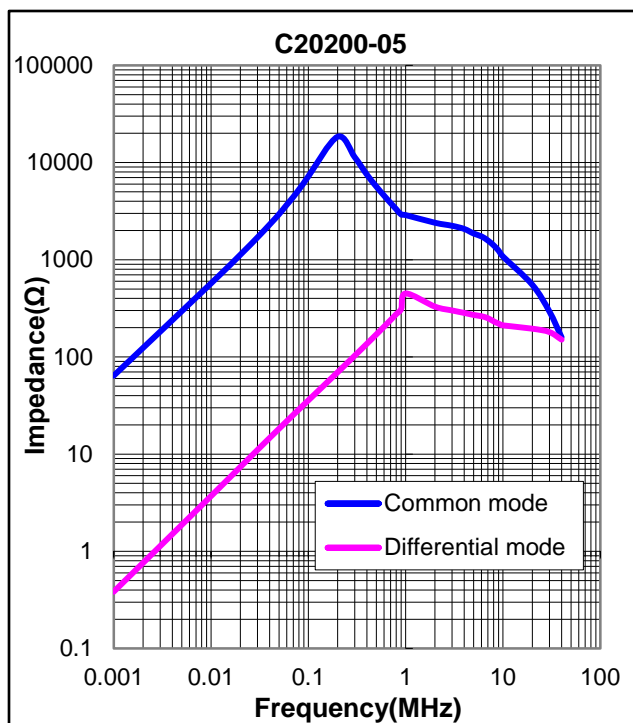
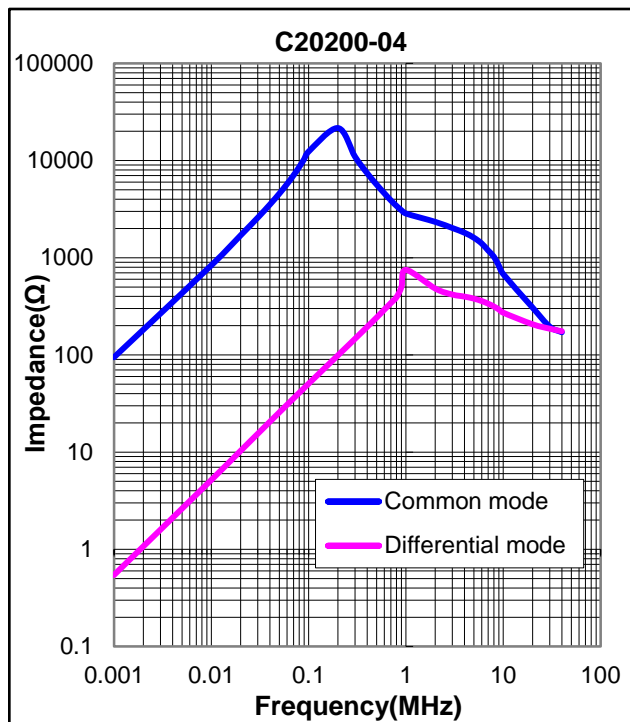
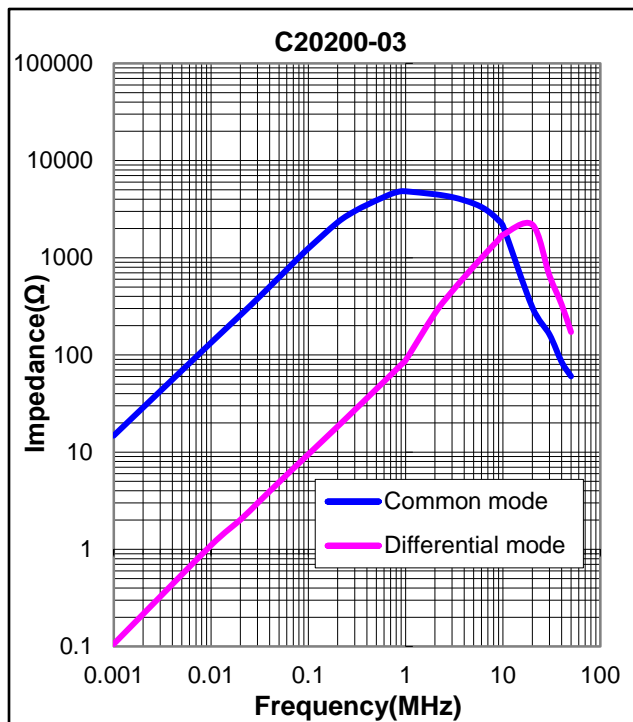
ITG Part Number	L(mH)Min.	Irate(A)	DCR( $\Omega$ )	Dim. A	Dim. B	Dim. D	Dim. E1	Dim. E2	Dim. F
	@1KHz	Max.	Max.	Max.	Max.	Max.	$\pm 0.40$	$\pm 0.40$	$\pm 0.10$
C20200-14	2.50	12.50	0.011	36.83	20.60	38.10	22.86	15.24	1.27
C20200-15	1.20	16.00	0.006	38.10	20.60	38.86	22.86	15.24	1.27
C20200-16	50.00	2.30	0.450	41.90	20.60	42.50	22.86	15.24	1.27
C20200-17	36.00	2.90	0.300	41.90	20.60	42.50	22.86	15.24	1.27
C20200-18	7.30	9.30	0.032	43.18	20.60	42.50	22.86	15.24	1.27
C20200-19	4.00	14.50	0.012	45.00	23.10	42.50	30.48	17.78	1.27
C20200-20	2.40	17.00	0.008	45.00	23.50	41.91	30.48	17.78	1.27
C20200-21	1.00	20.00	0.007	45.00	23.50	41.91	30.48	17.78	1.27
C20200-22	0.50	14.00	0.005	38.10	22.00	38.86	22.86	15.24	1.27
C20200-23	0.60	25.00	0.0036	47.00	24.00	41.91	30.48	17.78	1.27
C20200-24	3.00	13.00	0.011	45.00	21.50	44.00	22.86	15.24	1.27

Notes: Irate is defined as the applied current level that causes an approx. 35 °C temperature rise without force air flow.

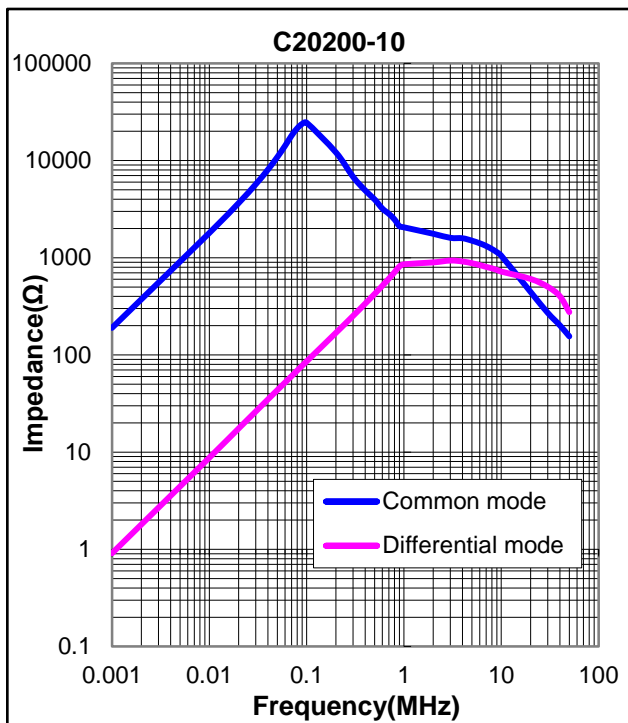
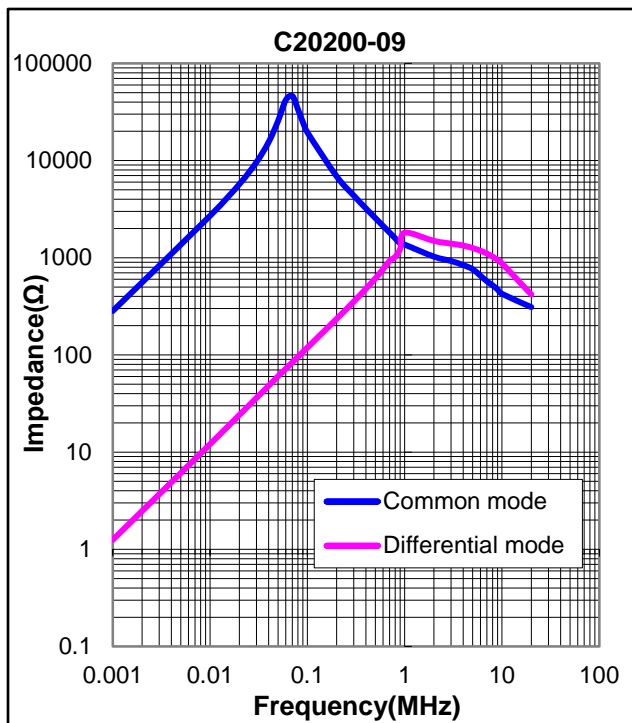
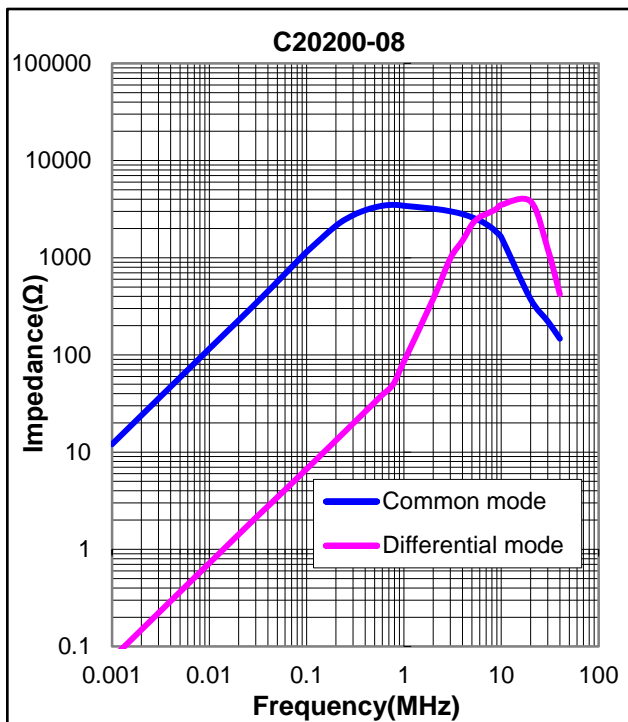
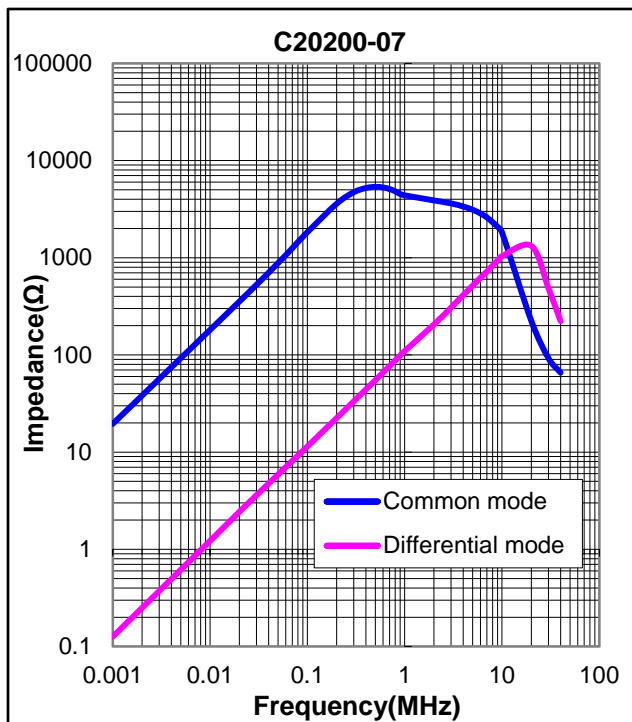
### 4. Impedance vs Frequency Curve of C20200 Series :



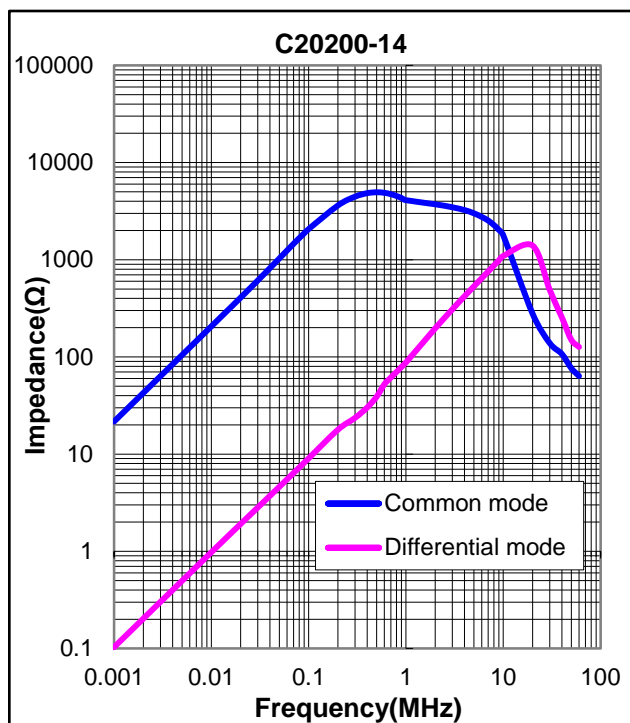
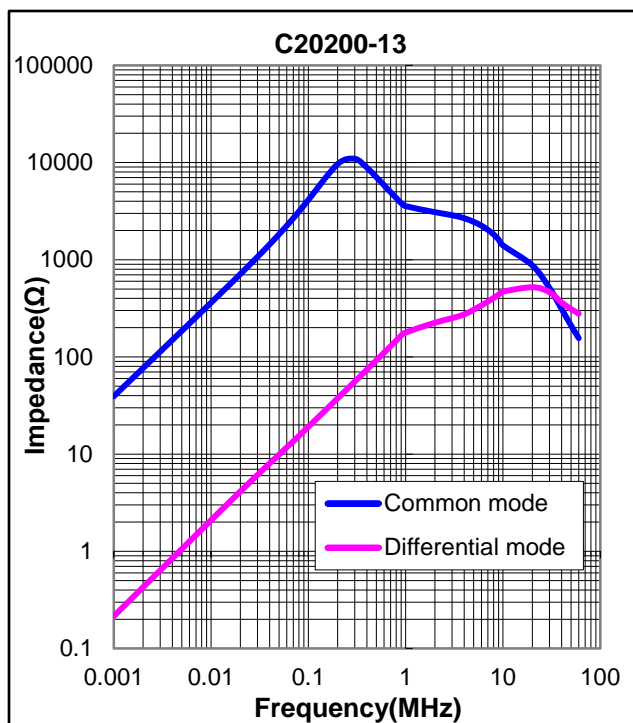
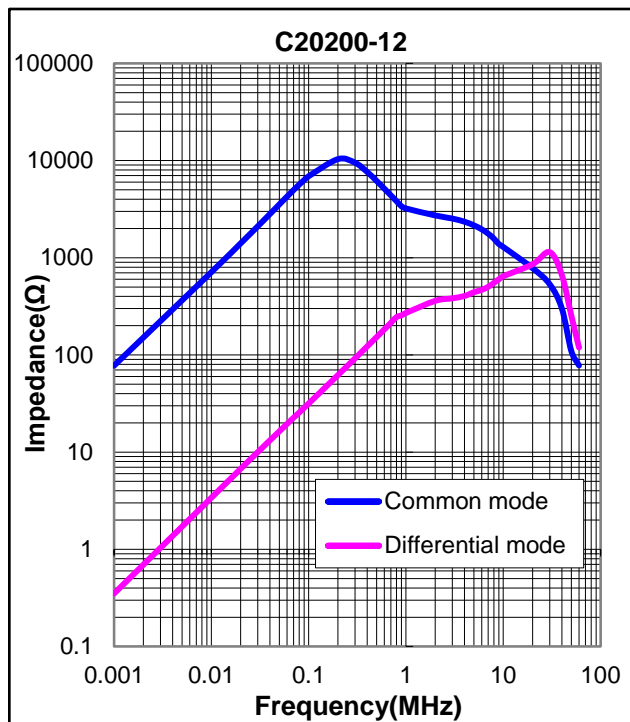
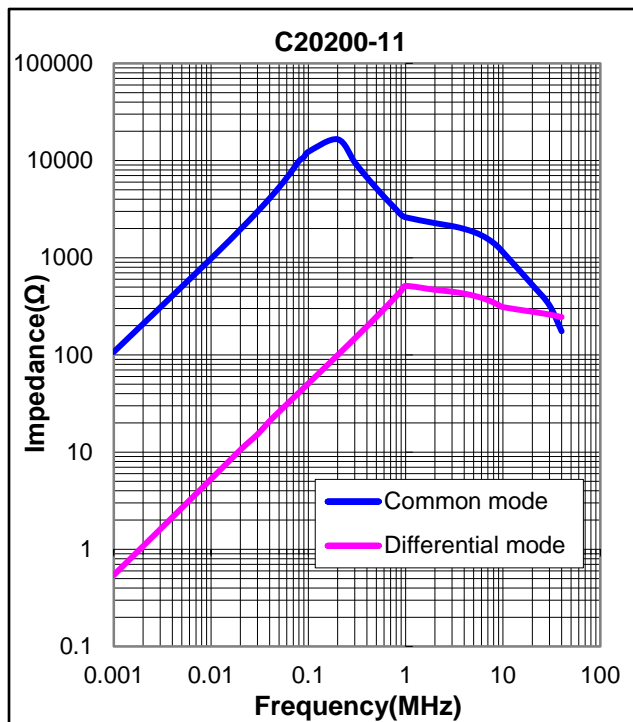
## 4. Impedance vs Frequency Curve of C20200 Series :



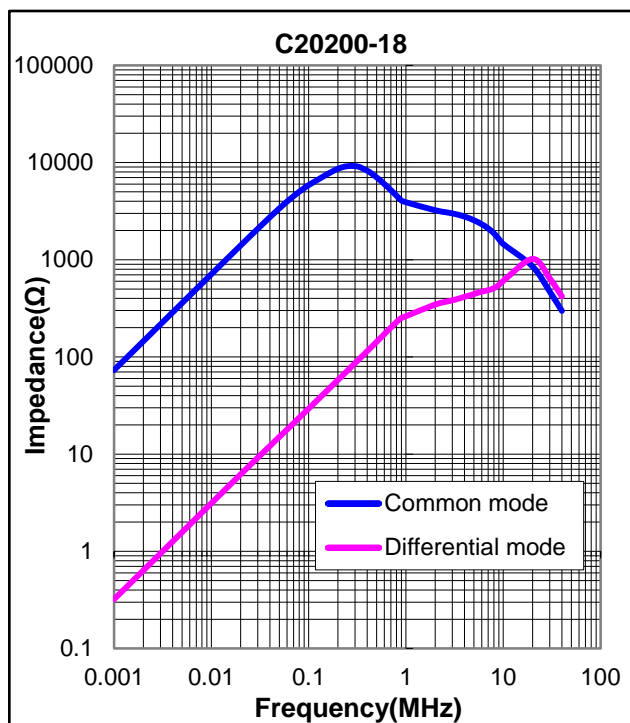
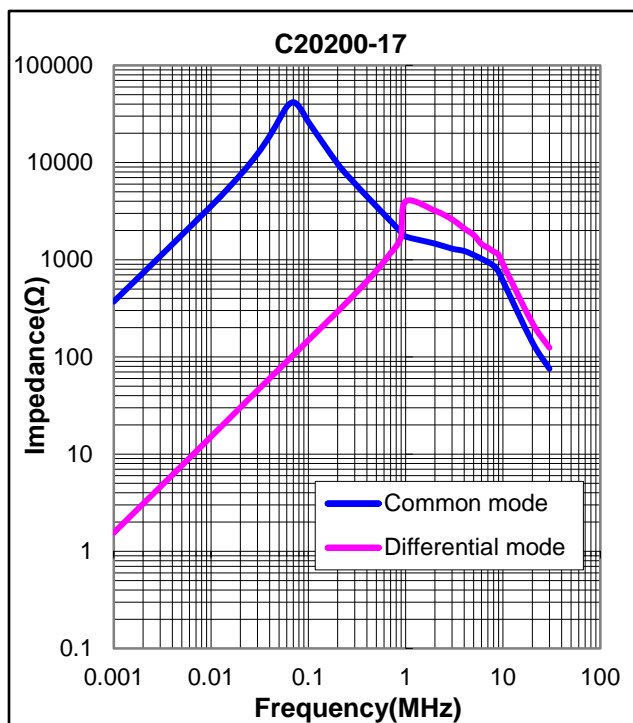
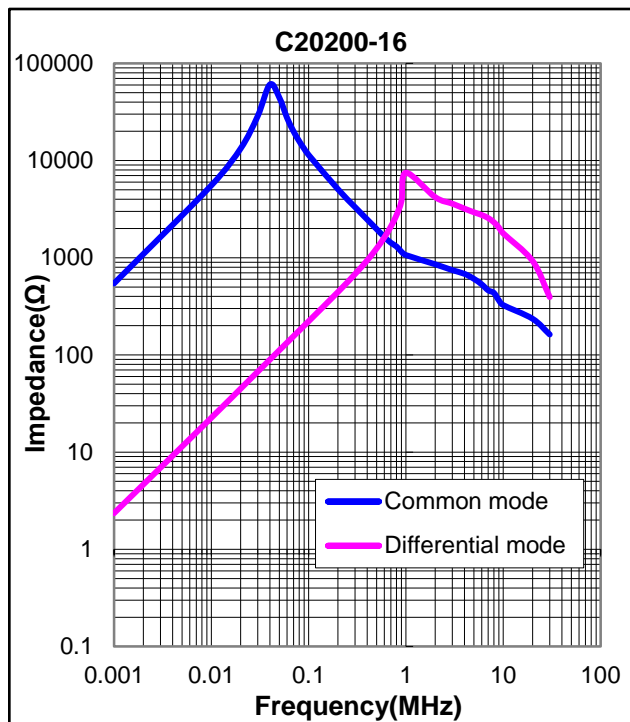
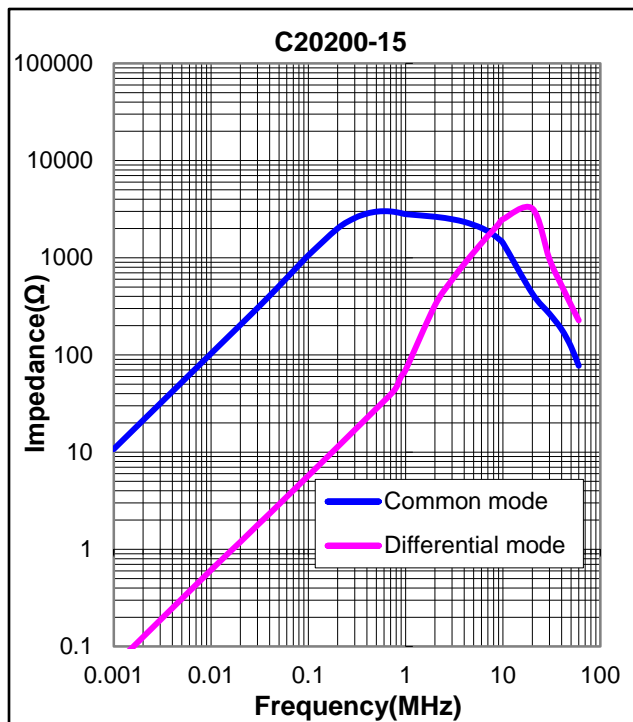
## 4. Impedance vs Frequency Curve of C20200 Series :



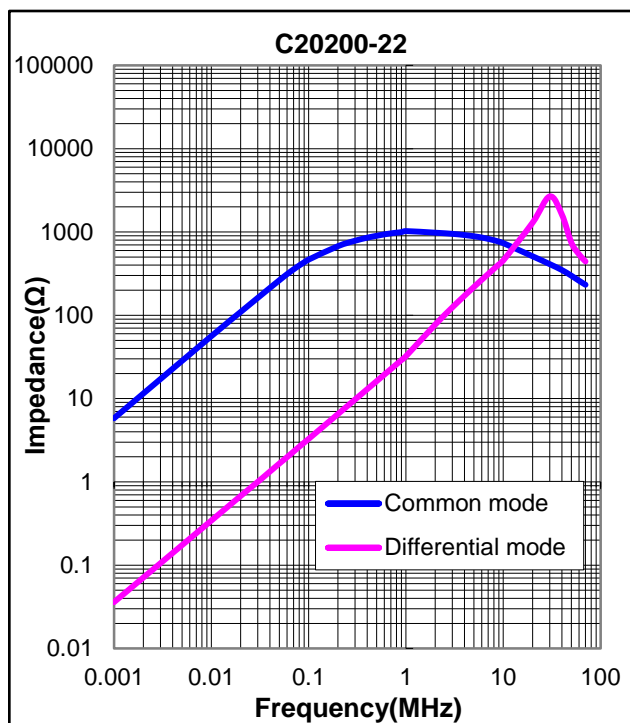
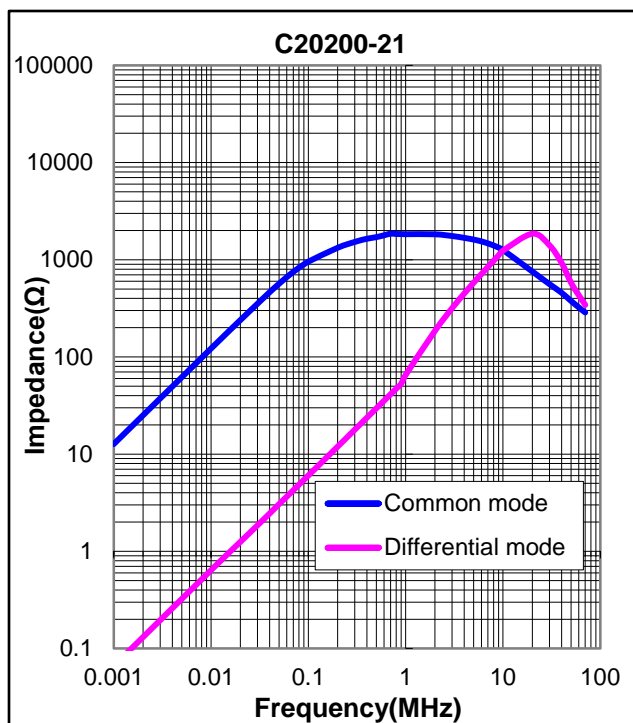
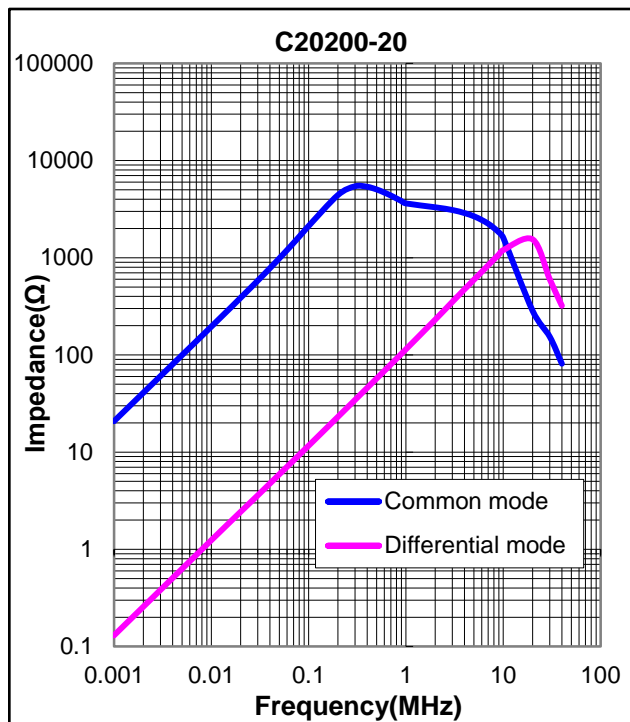
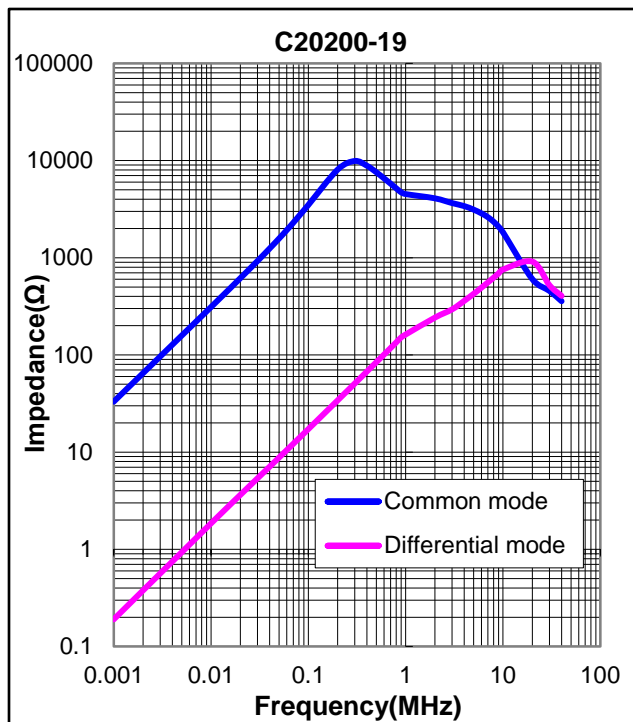
## 4. Impedance vs Frequency Curve of C20200 Series :



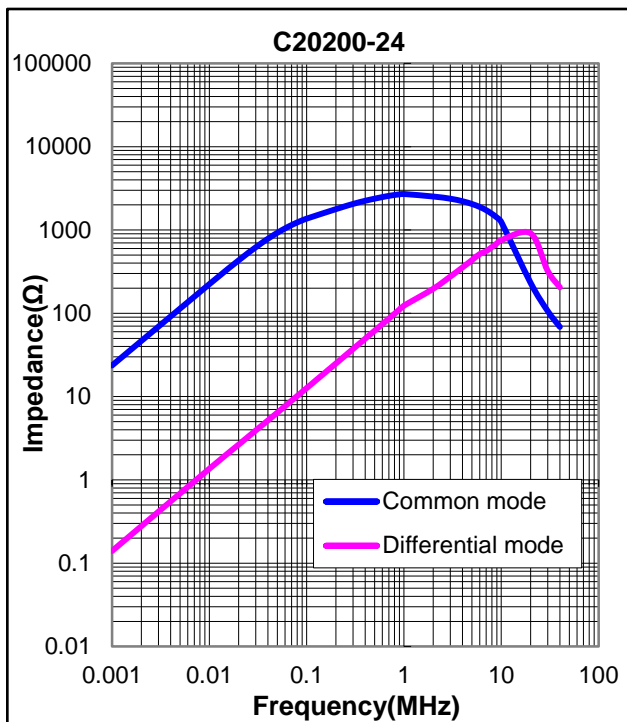
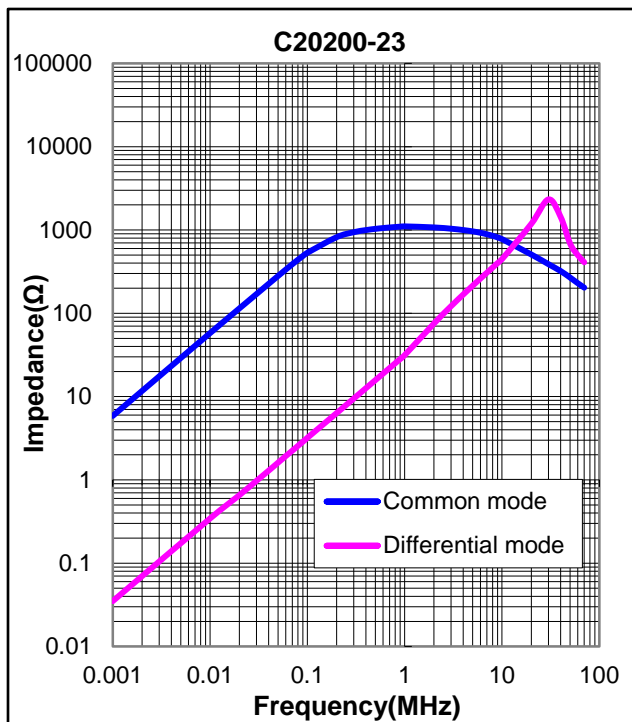
## 4. Impedance vs Frequency Curve of C20200 Series :



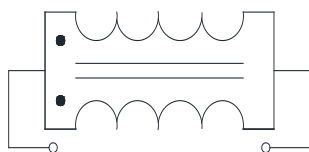
## 4. Impedance vs Frequency Curve of C20200 Series :



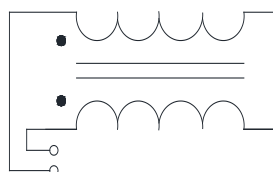
## 4. Impedance vs Frequency Curve of C20200 Series :



### Test setup :



Common Mode



Differential Mode