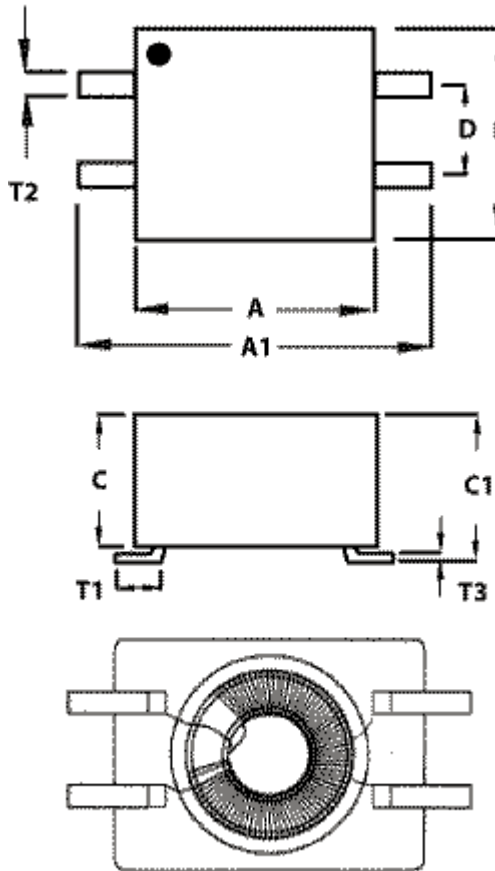


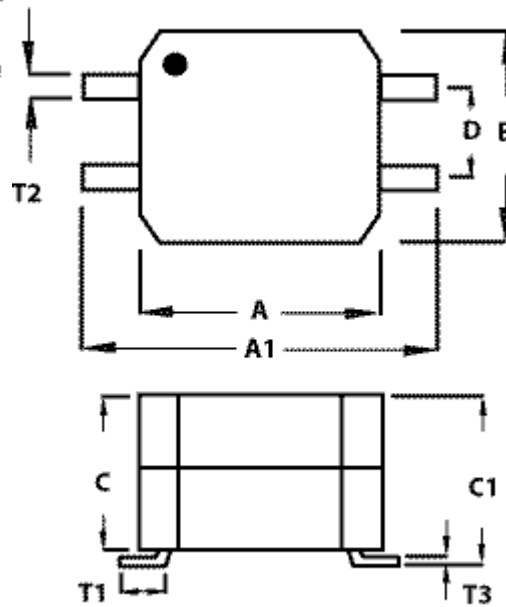
# CC1812C513R-00

**OPEN BOTTOM CASE (-00)**

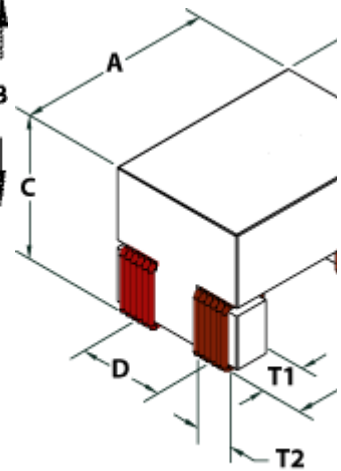


**Figure #1**

**CLOSED BOTTOM CASE (-01)**



**Figure #2**



**Figure #3**

**Drawing Figure #**

Figure Number
3

**Electrical Characteristics**

$L_p$ Inductance minimum	$L_p$ Inductance nominal	$L_p$ Inductance maximum	$I_{dc}^*$ (mA)	DCR Typical (OHMS)	Hi-Pot ( Vac ) 0.5 mA 2 sec.	L Leakage (μH)	Test Conditions
35.7	51.0	66.3	200	0.50	2.50	2.6	100 KHz 50 mV

**Physical Dimensions**

A mm	A1 mm	B mm	C mm	C1 mm	D mm	A in	A1 in	B in	C in	C1 in	D in
5.00	5.20	3.50	3.55	-	1.70	0.197	0.205	0.138	0.140	-	0.067

**Wire Dimensions**

T1 mm	T2 mm	T3 mm	T1 in	T2 in	T3 in



# CC1812C513R-00

Typical Insertion Loss @ 50 ohm

