


# CTDR0904F Series

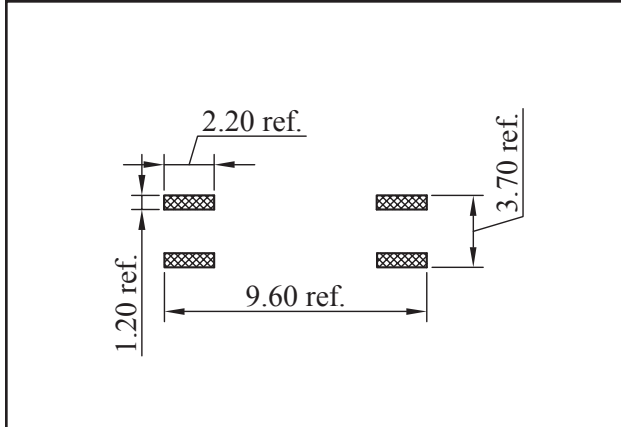
## From 11.0µH to 4,700µH

### CHARACTERISTICS

**Description:** SMD data line chokes  
**Applications:** For the suppression of EMI in data and signal lines, e.g. CAN Bus  
**Operating Temperature:** -40°C to +105°C (Temp. rise included)  
**Storage Temperature:** -40°C to +105°C  
**Resistance to Solder Heat:** 250°C, 10 secs.  
**Rated Voltage:** 80 Vdc / 42 Vac  
**Hi-Pot (N-N):** 250 Vac / 60 Hz, 3mA / 1sec.  
**Rated Current:** Based on Temp. rise 30°C max.  
**Miscellaneous:** **RoHS Compliant**  
**Samples available. See website for ordering information.**

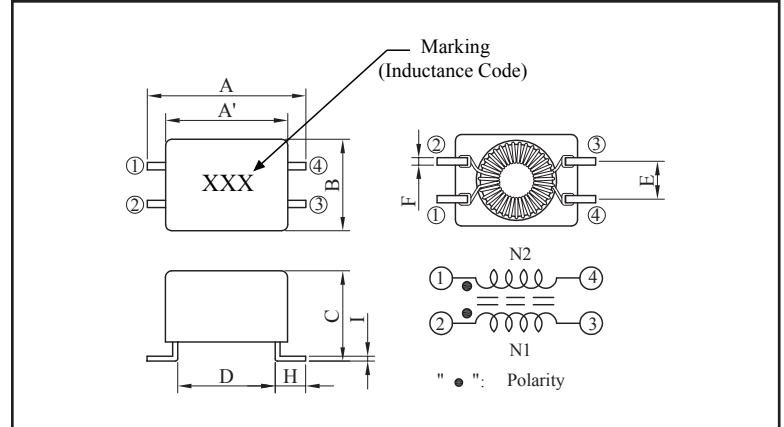


### PAD LAYOUT



### PHYSICAL DIMENSIONS

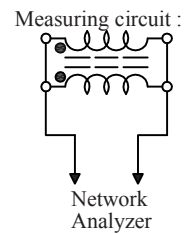
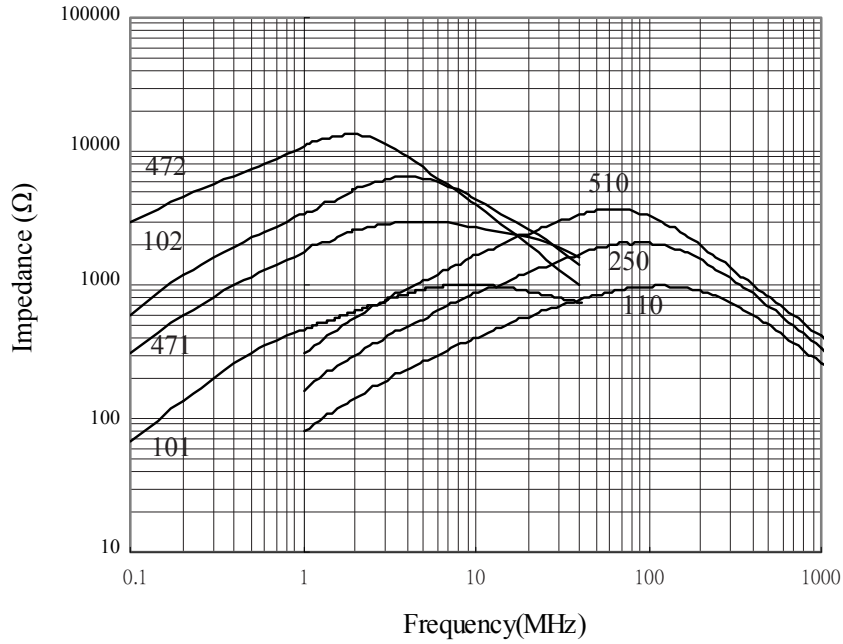
Size	A	A'	B	C	D	E	F	H	I
		Typ.			Typ.	Typ.	Typ.	Typ.	Typ.
<b>mm</b>	9.00±0.3	7.3	5.40±0.2	4.70±0.15	5.5	2.54	0.5	1.75	0.3
<b>inches</b>	0.35±0.012	0.29	0.21±0.008	0.19±0.006	0.22	0.010	0.020	0.069	0.012



### SPECIFICATIONS

Part Number	L (1-4) @100kHz, 0.1 Vrms (µH)	LL (1-4) (µH) @100kHz, 0.1 Vrms Typ. (2-3 short)	DCR Max. (Ω)	Rated Current Max. (A)	Impedance Min. (Ω)	Freq. Range (MHz)	Winding
CTDR0904F-110	11.0±25%	0.05	0.12	0.5	300	20-300	Bifilar
CTDR0904F-250	25.0±25%	1.50	0.20	0.5	700	20-150	Sector
CTDR0904F-510	51.0±25%	2.00	0.30	0.5	1500	20-100	Sector
CTDR0904F-101	100.0±25%	0.85	0.10	0.5	700	3-20	Sector
CTDR0904F-471	470.0±25%	0.28	0.28	0.5	2000	2-15	Bifilar
CTDR0904F-102	1000.0±25%	0.29	0.40	0.5	2800	1-10	Bifilar
CTDR0904F-472	4700.0±25%	0.30	0.70	0.2	6000	0.5-3	Bifilar

Impedance VS. Frequency



Impedance VS. Frequency

