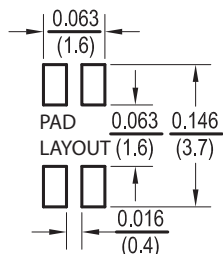
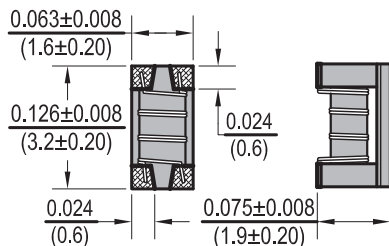


# SCM20 USB 2.0 Common Mode Choke



Dimensions:  $\frac{\text{Inches}}{\text{(mm)}}$



## Features

- Miniature SMD common mode filter
- Excellent noise attenuation in a small package
- Suitable for automated assembly
- SCM series offers wide impedance range
- Excellent solderability

## Electrical

**Impedance range:** 90  $\Omega$  to 2200  $\Omega$

**Tolerance:** 20% over entire range

**Test Frequency:** 100Mhz

**Withstand Voltage:** 125Vdc Max

**Operating Temp:** -40°C ~ 105°C

**IDC:** Inductance drop 10% Typ.  
from original value with no current

**DCR:** Single Wire Test Value

## Resistance to Solder Heat

Pre-Heat 150°C, 1 minute

**Solder Composition:** Sn/Ag3.0/Cu0.5

**Solder Temp:** 260°C peak for 10 sec.

**Test time:** 6 minutes

Allied Part Number	Impedance Z ( $\Omega$ )	Tolerance ( $\pm\%$ )	Test Freq. (MHz)	Rated Voltage Vdc	Insulation Resistance (M $\Omega$ ) (min)	DCR Max. ( $\Omega$ )	IDC (mA)
SCM20-900M-RC	90	20	100	50	10	0.3	370
SCM20-121M-RC	120	20	100	50	10	0.3	370
SCM20-161M-RC	160	20	100	50	10	0.4	340
SCM20-221M-RC	220	20	100	50	10	0.4	320
SCM20-261M-RC	260	20	100	50	10	0.5	310
SCM20-601M-RC	600	20	100	50	10	0.8	260
SCM20-102M-RC	1000	20	100	50	10	1.0	230
SCM20-222M-RC	2200	20	100	50	10	1.2	200

All specifications subject to change without notice.

## Test Equipment

**(Z):** HP4286A / HP4287A / Agilent E4991A

**(DCR):** Chen Hwa 502BC  
Single wire test value

**Insulation Resistance:** HP4339B

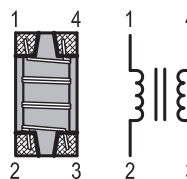
**(IDC):** HP4284A with HP42841A / HP4285A with HP42841A

## Physical

**Packaging:** 2000 pieces per 7 inch reel

**Marking:** None

## SCHEMATIC



NO POLARITY EQUIVALENT CIRCUIT