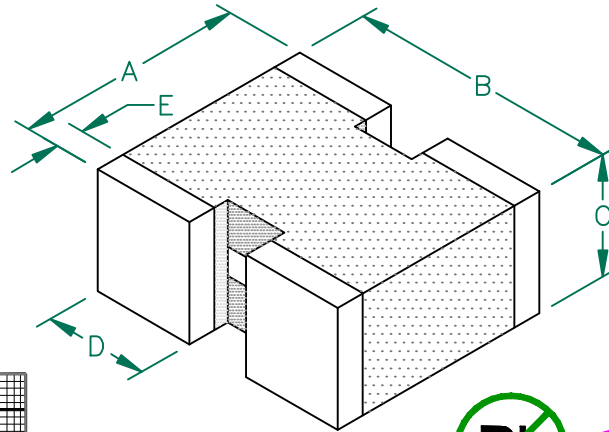


CM1922X330R-10

PHYSICAL DIMENSIONS:

A	4.70 [.185]	+ 0.25 [.010]
B	5.60 [.220]	+ 0.25 [.010]
C	2.85 [.112]	+ 0.25 [.010]
D	2.24 [.088]	+ 0.23 [.009]
E	0.58 [.023]	+ 0.18 [.007]



ELECTRICAL CHARACTERISTICS:

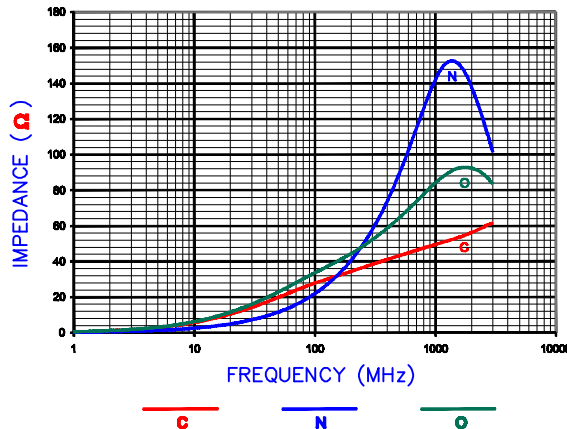
Z @ 100MHz (Ω)	DCR (Ω)	Rated Current
Nominal	33	
Minimum	25	
Maximum	41	10,000 mA

NOTES: UNLESS OTHERWISE SPECIFIED

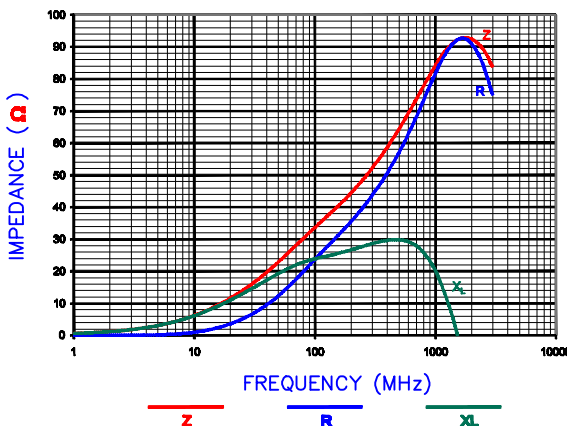
1. TAPED AND REELED per CURRENT EIA SPECIFICATIONS 13" REELS, 2500 PCS/REEL.
2. COMPONENTS SHOULD BE ADEQUATELY PREHEATED BEFORE SOLDERING.
3. U.S. PATENT 6,288,626 SHOULD APPEAR ON THE LABEL OF EACH REEL OF PACKAGED PARTS.
4. TERMINATION FINISH IS 100% TIN.

OBSOLETE ~~Pb~~

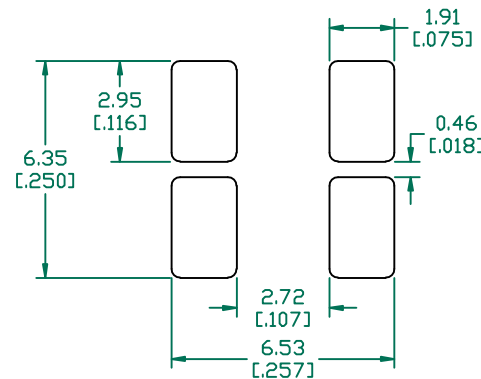
Z vs. FREQUENCY (C,N,O)



Z, R, XL vs. FREQUENCY

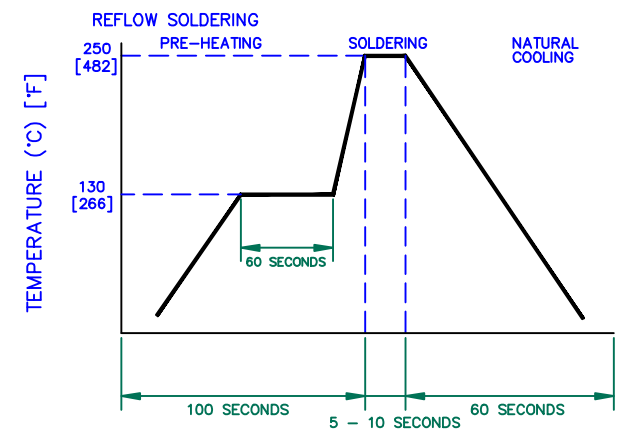


LAND PATTERNS FOR REFLOW SOLDERING



(For wave soldering, add 0.762 [.030] to this dimension.)

RECOMMENDED SOLDERING CONDITIONS



DIMENSIONS ARE IN mm [INCHES].

THIS DOCUMENT CONTAINS INFORMATION WHICH IS PROPRIETARY AND CONFIDENTIAL TO STEWARD. NO PRODUCTION OR PUBLICATION OF THIS DOCUMENT IN WHOLE OR IN PART SHALL BE MADE WITHOUT WRITTEN AUTHORIZATION FROM STEWARD.

Steward

PROJECT/PART NUMBER: CM1922X330R-10	REV A	PART TYPE: CO-FIRE	DRAWN BY: JRK
DATE: 04/27/04	SCALE: NTS	SHEET: 2 of 2	
REV A	DESCRIPTION ORIGINAL DRAFT	DATE 04/27/04	INT JRK