
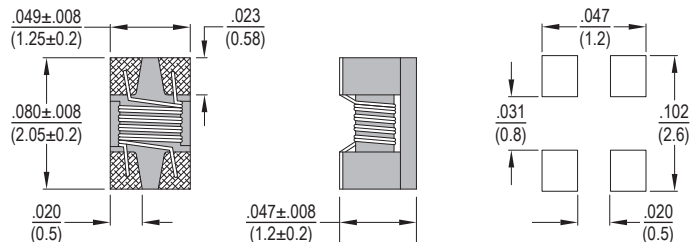




USB 2.0 Common Mode Choke

SCM10

Dimensions: $\frac{\text{inch}}{\text{mm}}$



Recommended Pad Layout

Allied Part Number	Impedance Z (Ω)	Tolerance (±%)	Test Freq. (MHz)	Rated Voltage (Vdc)	Insulation Resistance (MΩ)min	DCR Max. (Ω)	IDC Max. (mA)
SCM10-300M-RC	30	20	100	50	10	0.20	450
SCM10-670M-RC	67	20	100	50	10	0.25	400
SCM10-750M-RC	75	20	100	50	10	0.20	360
SCM10-900M-RC	90	20	100	50	10	0.35	330
SCM10-121M-RC	120	20	100	50	10	0.30	400
SCM10-161M-RC	160	20	100	50	10	0.35	350
SCM10-181M-RC	180	20	100	50	10	0.35	330
SCM10-201M-RC	200	20	100	50	10	0.35	330
SCM10-221M-RC	220	20	100	50	10	0.35	310
SCM10-261M-RC	260	20	100	50	10	0.40	300
SCM10-301M-RC	300	20	100	50	10	0.40	290
SCM10-361M-RC	360	20	100	50	10	0.45	280
SCM10-371M-RC	370	20	100	50	10	0.45	280
SCM10-501M-RC	500	20	100	50	10	0.55	170
SCM10-671M-RC	670	20	100	50	10	0.60	140
SCM10-901M-RC	900	20	100	50	10	0.60	80

All specifications subject to change without notice.

Features

- Miniature SMD common mode filter
- Excellent noise attenuation in a small package
- Suitable for automated assembly
- SCM series offers wide impedance range
- Cost effective monolithic construction

Electrical

Impedance range: 30 Ω to 900Ω
Tolerance: 20% over entire range
Test Frequency: 100Mhz
Operating Temp: -40°C ~ +150°C
IDC: Inductance drop 10% Typ. from original value with no current
DCR: Single Wire Test Value

Resistance to Solder Heat

Pre-Heat: 150°C, 1 minute
Solder Composition: Sn/Ag3.0/Cu0.5
Solder Temp: 260°C peak for 10 sec.
Test time: 6 minutes

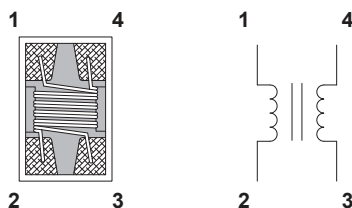
Test Equipment

Impedance: HP4286A/HP4287A / Agilent E4991A
(DCR): Chen Hwa 502BC
Insulation Resistance: HP4339B
(IDC): HP4284A with HP42841A/ HP4285A with HP42841A

Physical

Packaging: 2000 pieces per 7 inch reel
Marking: None

SCHEMATIC



NO POLARITY EQUIVALENT CIRCUIT