

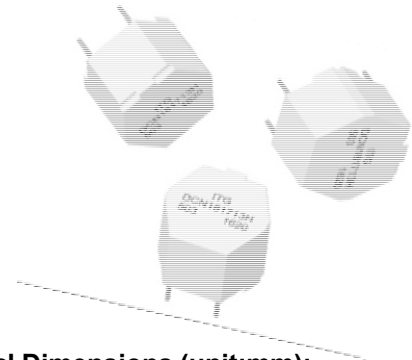


DCN181713H Series



1. Features of DCN181713H Series :

- 18.0×17.5mm Max.(L×W), 13.0mm Max. Height.
- Inductance range: 0.70mH~ 150.0mH, Custom values are welcomed.
- Ideally used as AC common mode noise filter for TV, VCR,
- Switching power supply, PC & PC related advice, measurement, attenuation and control unit with better characteristics in low frequency band.
- Dielectric strength: 1500Vrms, winding to winding.
- 10 x 15mm PCB layout.
- UL Class B Compliance Common Mode Chokes.
- Operating temperature: -40 to +125°C
- RoHS & HF compliant.

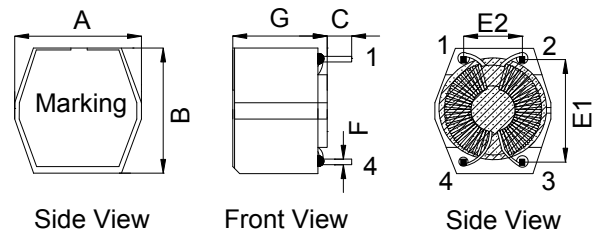


2. Electrical Characteristics of DCN181713H Series:

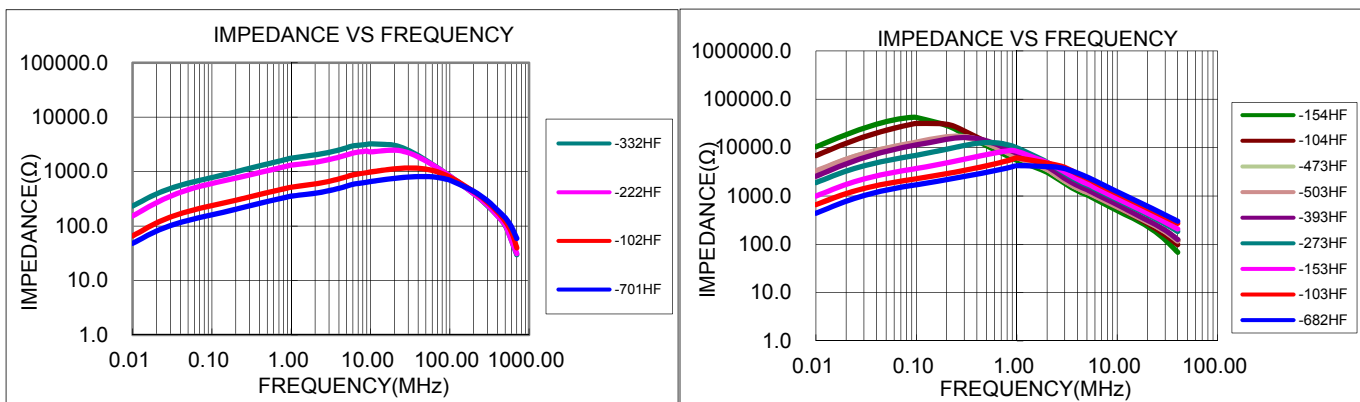
Part Number	L (mH) ±50%	I _{rate} (A) Max	DCR (Ω) Max	U _R (Vac) Max
DCN181713H-701HF	0.7	6.50	0.010	250.0
DCN181713H-102HF	1.0	5.40	0.016	250.0
DCN181713H-222HF	2.2	3.50	0.033	250.0
DCN181713H-332HF	3.3	2.50	0.052	250.0
DCN181713H-682HF	6.8	1.80	0.089	250.0
DCN181713H-103HF	10.0	1.40	0.120	250.0
DCN181713H-153HF	15.0	1.20	0.210	250.0
DCN181713H-273HF	27.0	1.10	0.410	250.0
DCN181713H-393HF	39.0	0.90	0.620	250.0
DCN181713H-473HF	47.0	0.75	0.840	250.0
DCN181713H-503HF	50.0	0.70	0.850	250.0
DCN181713H-104HF	100.0	0.38	1.700	250.0
DCN181713H-154HF	150.0	0.24	3.300	250.0

3. Mechanical Dimensions (unit:mm):

A	B	C	E1	E2	F	G
Max	Max	±0.5	±0.5	±0.5	Typical	Max
17.50	18.00	3.00	15.00	10.00	0.64	13.00



4. Impedance vs Frequency Curve of DCN181713H Series:



Test Condition:

1. Open Circuit Inductance (OCL) measured at 10KHz, 0.05Vrms, 0 Amp at 25°C.
2. I_{rate} is defined as the applied current level that cause 35 °C temperature rise without force air flow.
3. Impedance measures with both windings in parallel and at ambient temperature(25°C).

● New York 1 914 347 2474 ● Taipei 886 2 2698 8669 ● Kaohsiung 886 7 350 2275
 ● Japan 81 568 85 2830 ● Shenzhen 86 755 8418 6263 ● Shanghai 86 21 5424 5141 ● Hong Kong 852 9688 9767
 ● sales@ITG-Electronics.com ● www.ITG-Electronics.com Revision C: May 11, 2016

**Due to continuous product improvement, all specifications are subject to change without prior notice. Kindly contact an ITG field application engineer or a sales representative prior to purchase.*