




DCM321835V Series



1. Features of DCM321835V Series :

- 32.5×18.5mm Max.(L×W),35.5mm Max. Height
- Inductance range: 1.80mH~27.0mH, Custom values are welcomed.
- Ideally used as AC common mode noise filter for TV, VCR, switch mode power supply, inverter, industrial equipment, attenuation and control unit with better characteristics in low frequency band.
- Dielectric strength: 1500Vrms, winding to winding
- UL Class B Compliant Common Mode Chokes
- Two PCB Layouts (V1 & V2) for customer consideration
- Operating temperature: -55 to +130°C
- RoHS & HF compliant

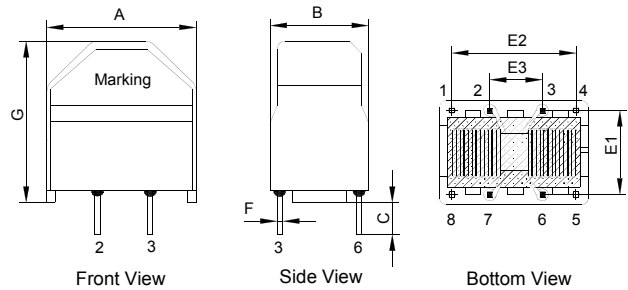


2. Electrical Characteristics of DCM321835V Series:

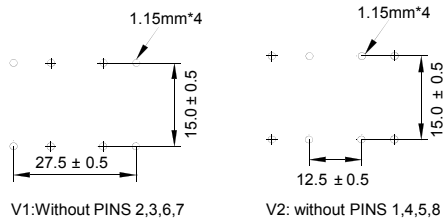
Part Number	L (mH) ±30% Max	Irate (A) Max	DCR (Ω) Max	U _R (Vac) Max
DCM321835V*-182NHF	1.8	6.0	0.036	250.0
DCM321835V*-332NHF	3.3	4.0	0.070	250.0
DCM321835V*-103NHF	10.0	3.0	0.155	250.0
DCM321835V*-273NHF	27.0	1.6	0.400	250.0

3. Mechanical Dimensions (unit:mm):

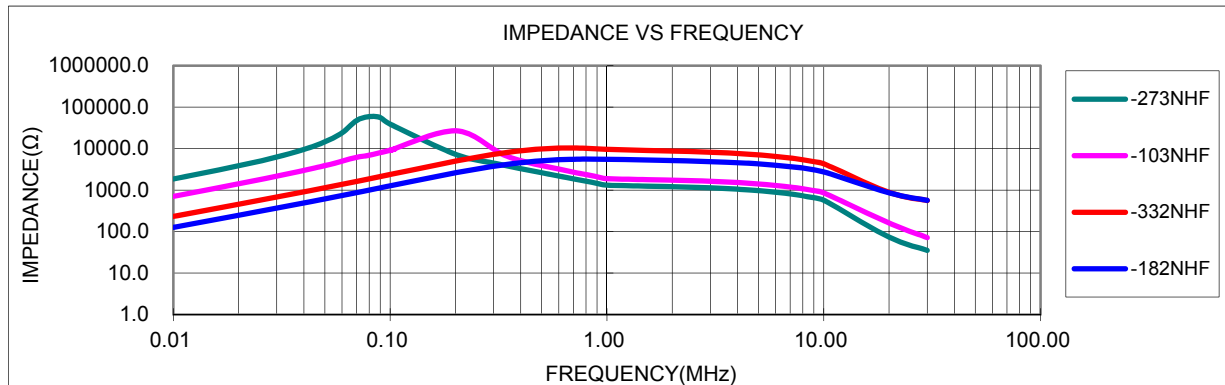
A Max	B Max	C ±0.5	E1 ±0.5	E2 ±0.5	E3 ±0.5	F Typical	G Max
32.50	18.50	3.00	15.00	27.50	12.50	0.66x0.66	35.50



PCB Layout



4. Impedance vs Frequency Curve of DCM321835V Series:



Test Condition:

1. Open Circuit Inductance (OCL) measured at 10KHz, 0.05Vrms, 0 Amp at 25°C
2. Irate is defined as the applied current level that cause 35 °C temperature rise without force air flow
3. Impedance measures with both windings in parallel and at ambient temperature (25°C)

● New York 1 914 347 2474 ● Taipei 886 2 2698 8669 ● Kaohsiung 886 7 350 2275
 ● Japan 81 568 85 2830 ● Shenzhen 86 755 8418 6263 ● Shanghai 86 21 5424 5141 ● Hong Kong 852 9688 9767
 ● sales@ITG-Electronics.com ● www.ITG-Electronics.com Revision A: June 9, 2016

*Due to continuous product improvement, all specifications are subject to change without prior notice. Kindly contact an ITG field application engineer or a sales representative prior to purchase.