



ANATECH ELECTRONICS INC
RF & Microwave Filters & Products

754.5 MHz Ceramic Bandpass Filter

Part Number: AM754B1270



Electrical specifications

Center Frequency: 754.5 MHz
Bandwidth: 17 MHz
VSWR: 12 dB min.
Input / Output Impedance: 50 Ohms
Passband: 746-763 MHz
Passband Insertion Loss: 3.0 dB max.
Passband Ripple: 0.5 dB max.
Rejection: 30 dB min. @ 676-693 MHz
Rejection 2: 30 dB min. @ 816-833 MHz
Rejection 3: 30 dB min. @ 606-623 MHz
Power Handling: 1 W

Mechanical

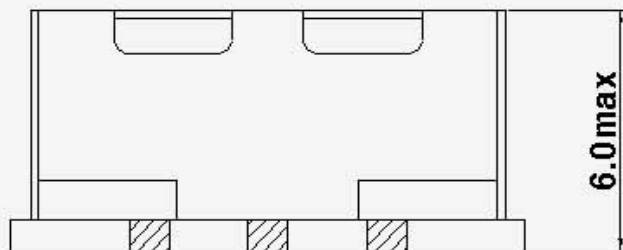
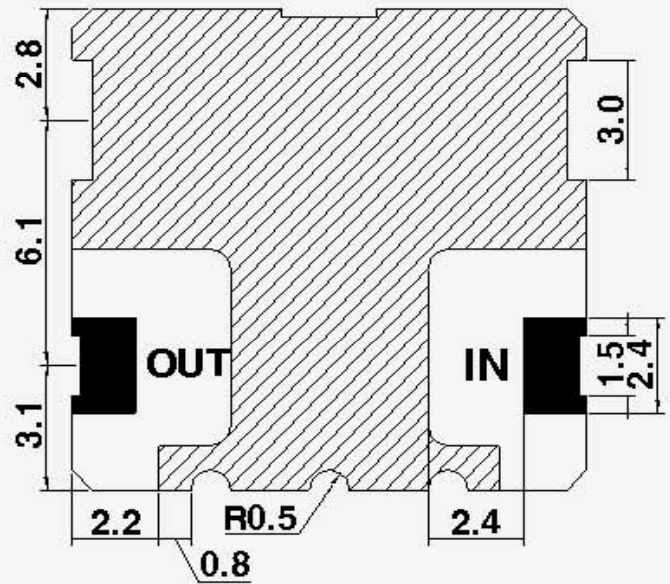
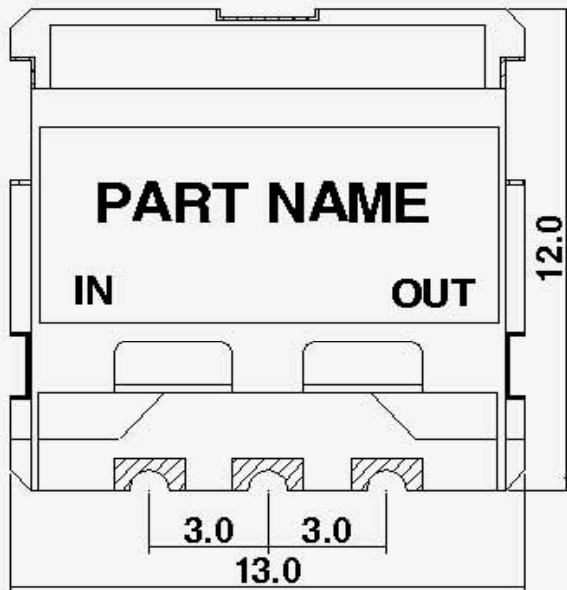
Mounting Method: SMT
Dimensions: 13 x 12 x 6 mm

Environmental

Operating Temperature: -20°C to 85°C
Storage Temperature: -50°C to +90°C

This product is RoHs compliant.

Outline Drawing:



■ : I/O PORT

▨ : GROUND

TOLERANCE UNLESS OTHERWISE SPECIFIED : ±0.2
DIMENSIONS : mm