



1880 MHz Ceramic Band Pass Filter



ANATECH ELECTRONICS INC
RF & Microwave Filters & Products

Part Number: AM1880B1665

Electrical Specifications

Center Frequency: 1880 MHz
Bandwidth: Fo ± 30 MHz
Insertion Loss: 3.5 dB Max
Ripple in BW: 2.0 dB Max
Return Loss: 15.0 dB Min
Attenuation: >30 dB @ DC~1830 MHz
>40 dB @ 1930~1990 MHz
>50 dB @ 1990~2200 MHz
Input Power: 5.0 W Max

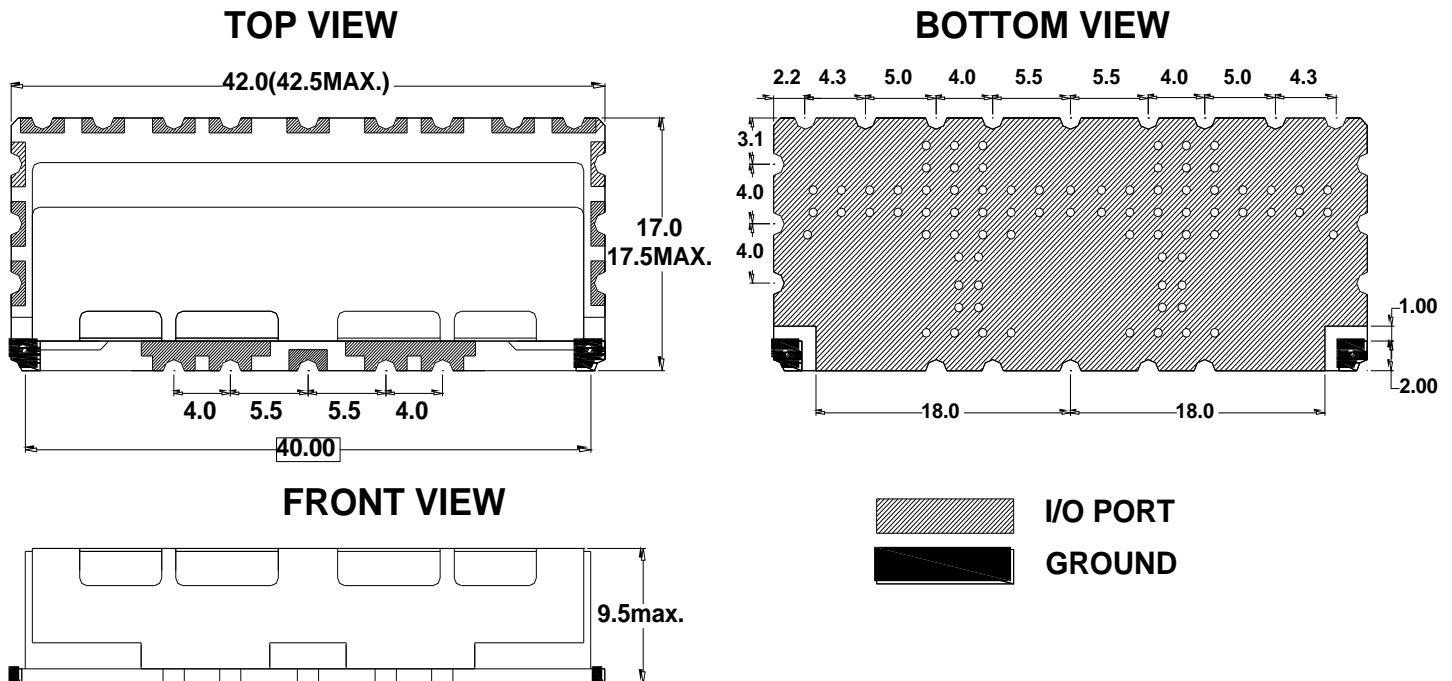
Mechanical

Mounting Method: SMT
Dimensions: 42.0 x 17.0 x 9.5 mm

Environmental

Operating Temperature: -40 to +85° C

Outline Drawing:





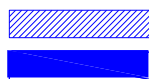
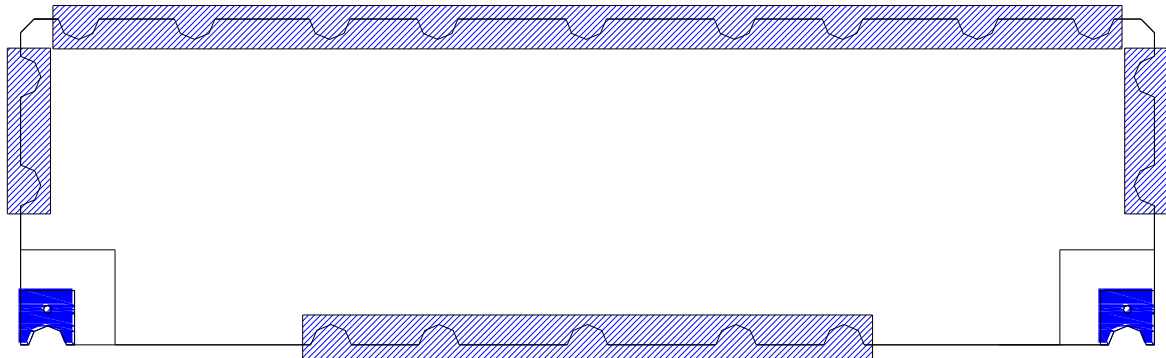
ANATECH ELECTRONICS INC
RF & Microwave Filters & Products

1880 MHz Ceramic Band Pass Filter

Part Number: AM1880B1665



PCB Layout:



GROUND SOLDERING POINT
I/O PORT SOLDERING POINT