



ANATECH ELECTRONICS INC
RF & Microwave Filters & Products

2655 MHz Ceramic Bandpass Filter

Part Number: AM2655B1144



Electrical specifications

Center Frequency: 2655 MHz
Bandwidth: $F_0 \pm 35$ MHz
VSWR: 12.5 min
Input / Output Impedance: 50 Ohms
Passband: 2620-2690 MHz
Passband Insertion Loss: 2.2 dB max.
Passband Ripple: 0.7 dB max.
Rejection: 20 dB min. @ 2500-2570 MHz
Rejection 2: 40 dB min. @ 2809.6-2879.6 MHz
Rejection 3: 45 dB @ 2240.8-2310.8 MHz
Rejection 4: 35 dB @ 2999.2-3069.2 MHz
Power Handling: 3 Watt

Mechanical

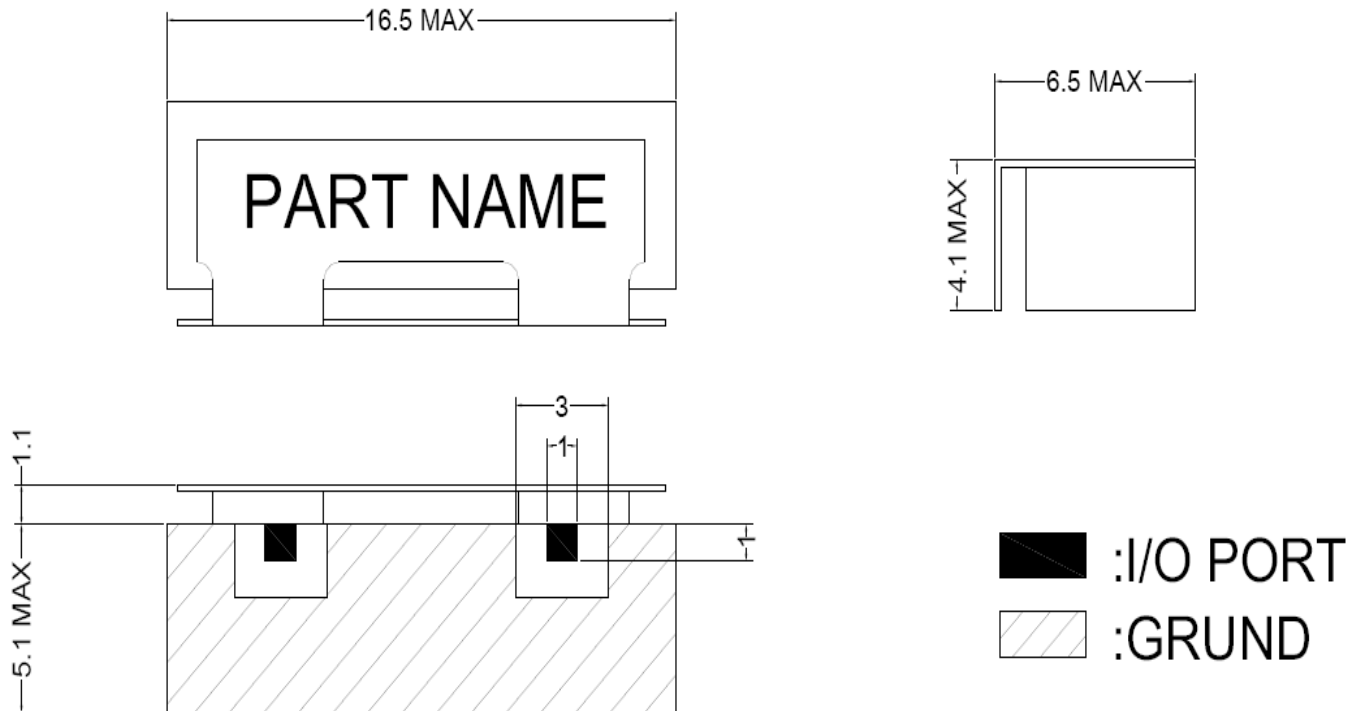
Mounting Method: SMT
Dimensions: 16.5 x 6.5 x 4.1 mm

Environmental

Operating Temperature: -20°C to 85°C
Storage Temperature: -50°C to +90°C

This product is RoHs compliant.

Outline Drawing:





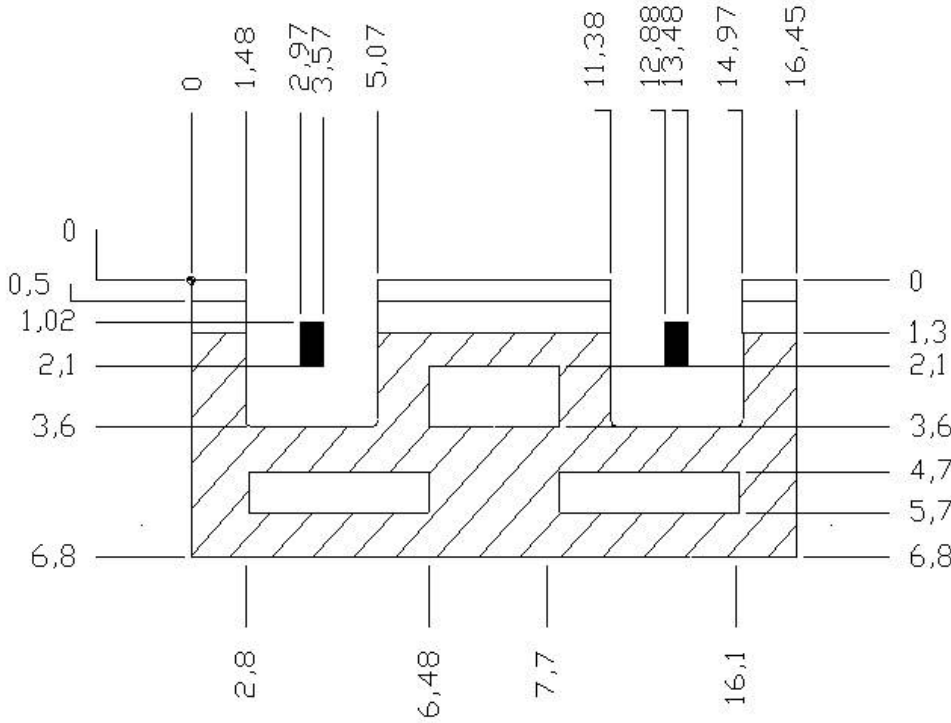
ANATECH ELECTRONICS INC
RF & Microwave Filters & Products

2655 MHz Ceramic Bandpass Filter

Part Number: AM2655B1144



Foot Print:



-  : I/O PORT
-  : SOLDER
-  : GROUND



ANATECH ELECTRONICS INC
RF & Microwave Filters & Products

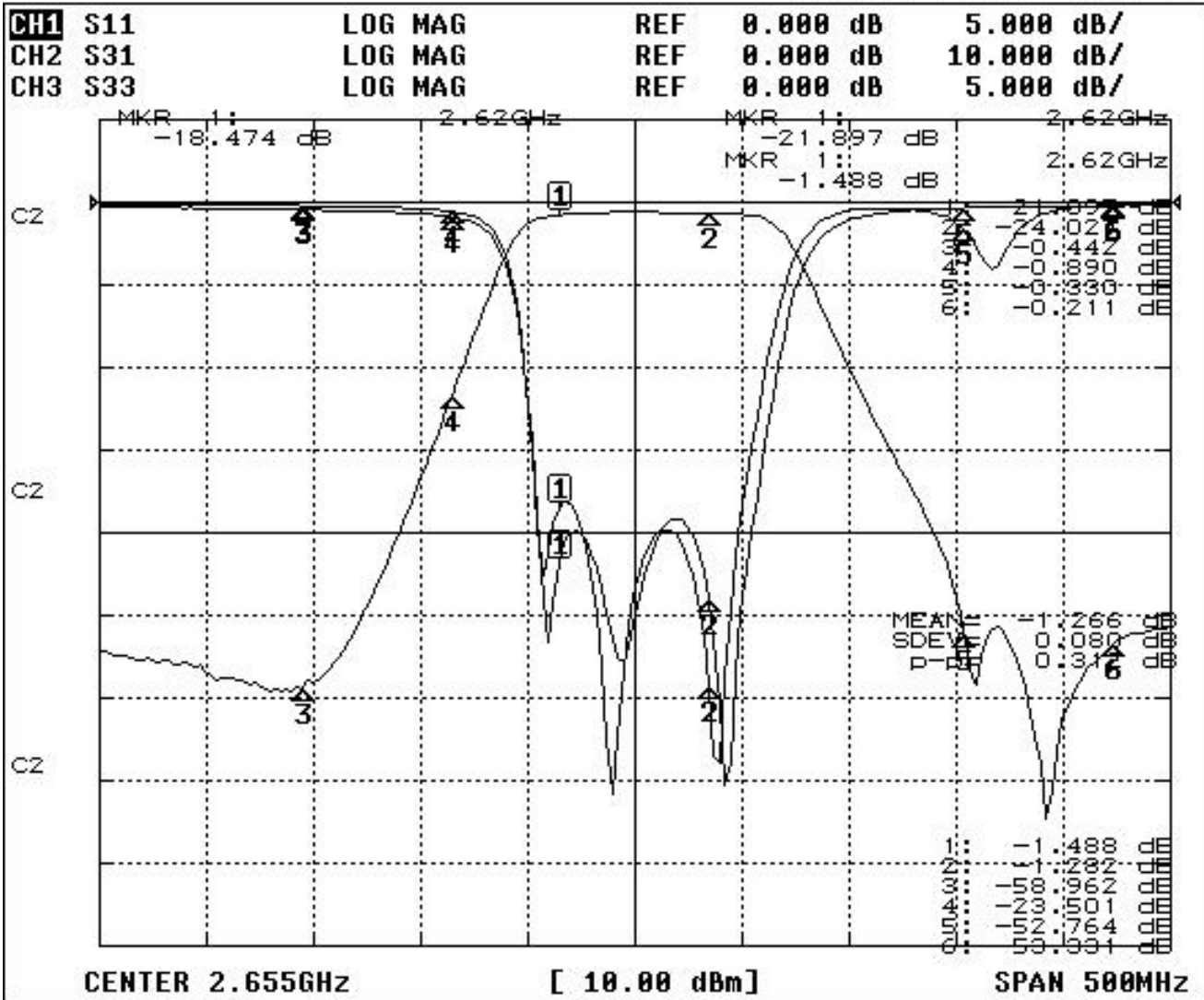
2655 MHz Ceramic Bandpass Filter

Part Number: AM2655B1144



Response Plot:

2011/09/04 Sun 18:36:33



COLOR SCHEME

SCHEME-1

SCHEME-2

SCHEME-3

SCHEME-4

SCHEME-5

SCHEME-6

Return