

**DATA SHEET**

# TT49766E-TR: 1090 MHz Ceramic Filter

## Applications


- TCAS-band applications
- Portable transceivers for both military and homeland security radio communications
- Aeronautical radio navigation
- Aviation

## Features

- Surface mount design
- 30 MHz bandwidth
- Wide operating temperature range
- Light weight
- Smaller profile compared to a typical ceramic design
- Easy drop-in solution
- Quick turnaround on new designs
- RoHS-compliant
- Available in various frequencies



Skyworks Green™ products are compliant with all applicable legislation and are halogen-free. For additional information, refer to *Skyworks Definition of Green™*, document number SQ04-0074.



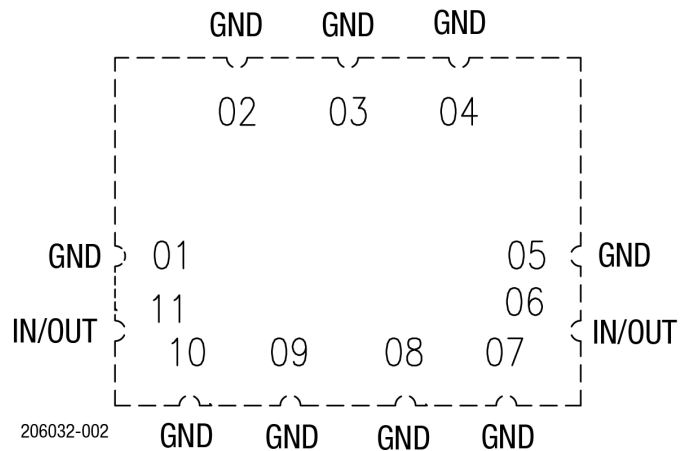
**Figure 1. TT49766E-TR External View**

## Description

Skyworks, through its wholly owned subsidiary, Trans-Tech, offers a family of ultra-small profile filters available in surface-mount technology (SMT) designs. We can design and manufacture filters from 200 MHz up to 8 GHz, with higher power handling ability up to 10 W, continuous wave (CW). We also offer rapid response times on all filter design requirements.

The small-profile ceramic filter designs offer customers the option to go with a lighter weight, and reduced X-Y-Z dimensions as solutions to their requirements.

These ceramic filter solutions allow design flexibility beyond traditional ceramic styles



**Figure 2. TT49766E-TR Pin Out (Bottom View)**

**Table 1. TT49766E-TR Signal Pin Description**

Pin	Name	Function
1, 2, 3, 4, 5, 7, 8, 9, 10	GND	Castellations are RF ground
6, 11	I/O	Input / Output

**Table 2. TT49766E-TR Absolute Maximum Ratings (Tc = 25 °C, Unless Otherwise Noted)<sup>1</sup>**

Parameter	Symbol	Minimum	Maximum	Units
RF CW input power, IO, IO	P <sub>IN</sub>		10	W
Storage Temperature Range	T <sub>STG</sub>	-40	+85	°C
Electrostatic discharge: Charged device model (MDM), Class C3 Human Body model (HBM), Class 2	ESD		N/A	V

<sup>1</sup> Exposure to maximum rating conditions for extended periods may reduce device reliability. There is no damage to device with only one parameter set at the limit and all other parameters set at or below their nominal value. Exceeding any of the limits listed here may result in permanent damage to the device.

**Table 3. TT49766E-TR Electrical Specifications<sup>1</sup>**

Parameter	Symbol	Test Condition	Minimum	Typical	Maximum	Units
Center frequency	f <sub>0</sub>			1090		MHz
Poles				4		
Bandwidth	BW			F <sub>0</sub> ± 15		MHz
Insertion loss	IL	IL @ BW			3.2	dB
Return loss	RL	RL @ BW		14		dB
Out of band rejection		@ 1000 MHz	58			dBc
		@ 1200 MHz	58			
Impedance				50		Ω

<sup>1</sup> Performance is guaranteed only under the conditions listed in this table.

### Typical Performance Characteristics

(Tc = 25 °C, Characteristic Impedance (Zo) = 50 Ω)

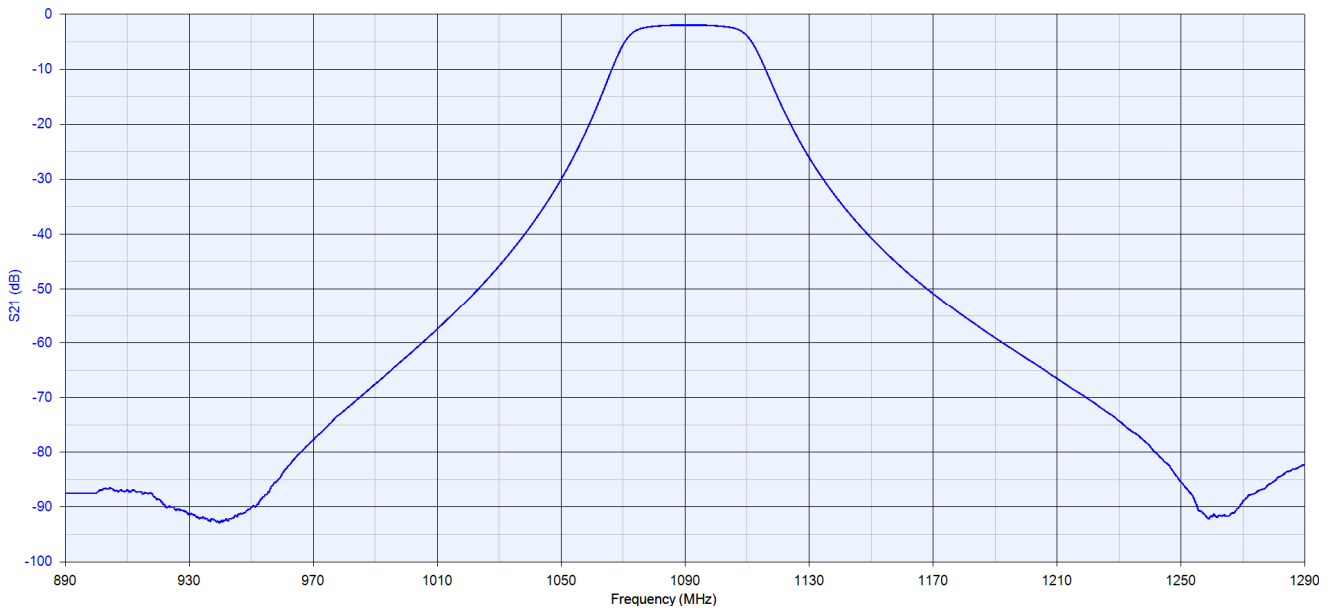


Figure 3. TT49766E-TR Insertion Loss vs Frequency

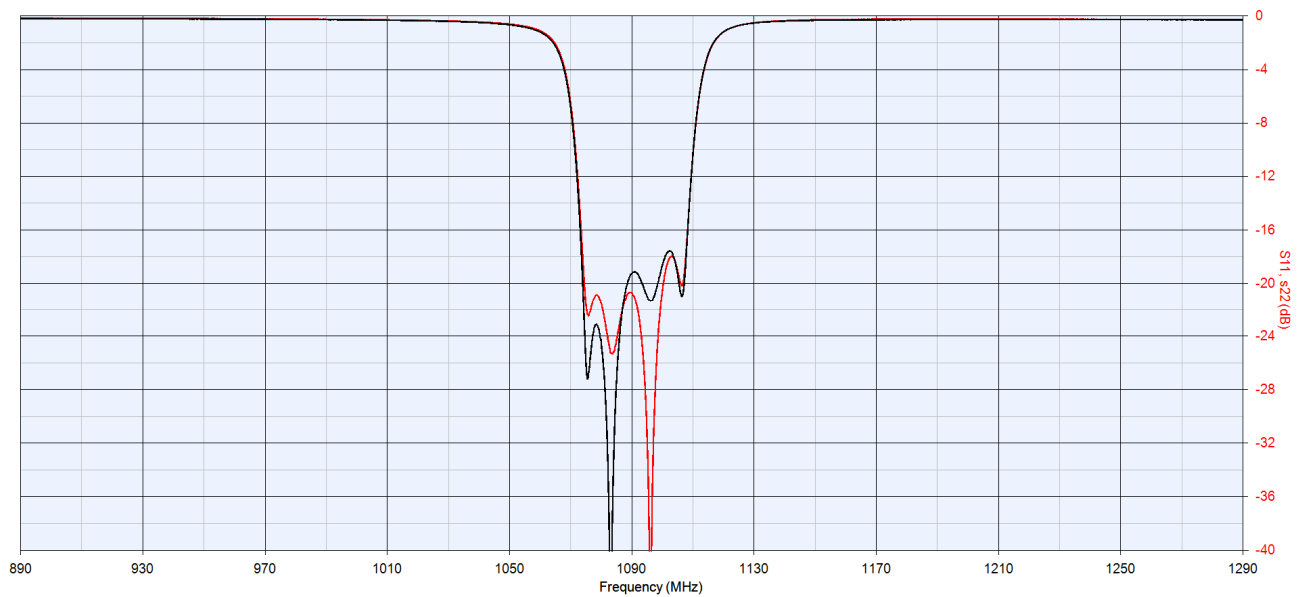


Figure 4. TT49766E-TR Return Loss vs Frequency

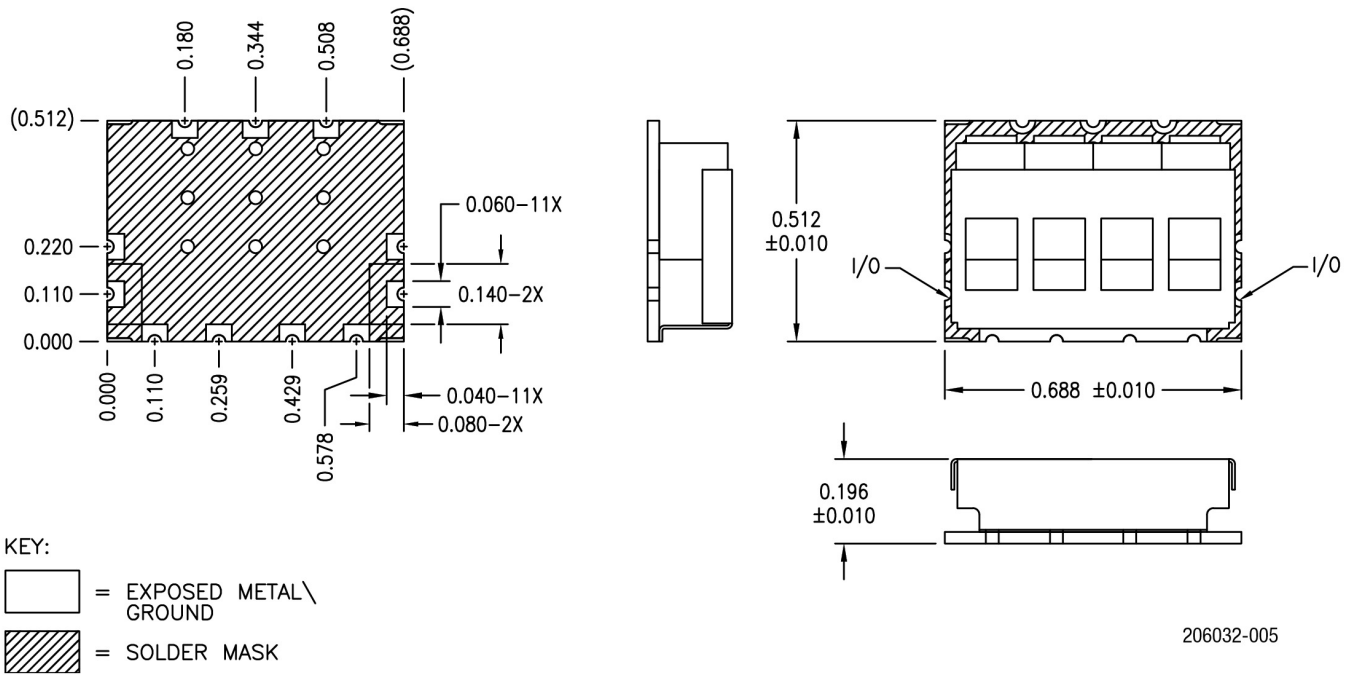
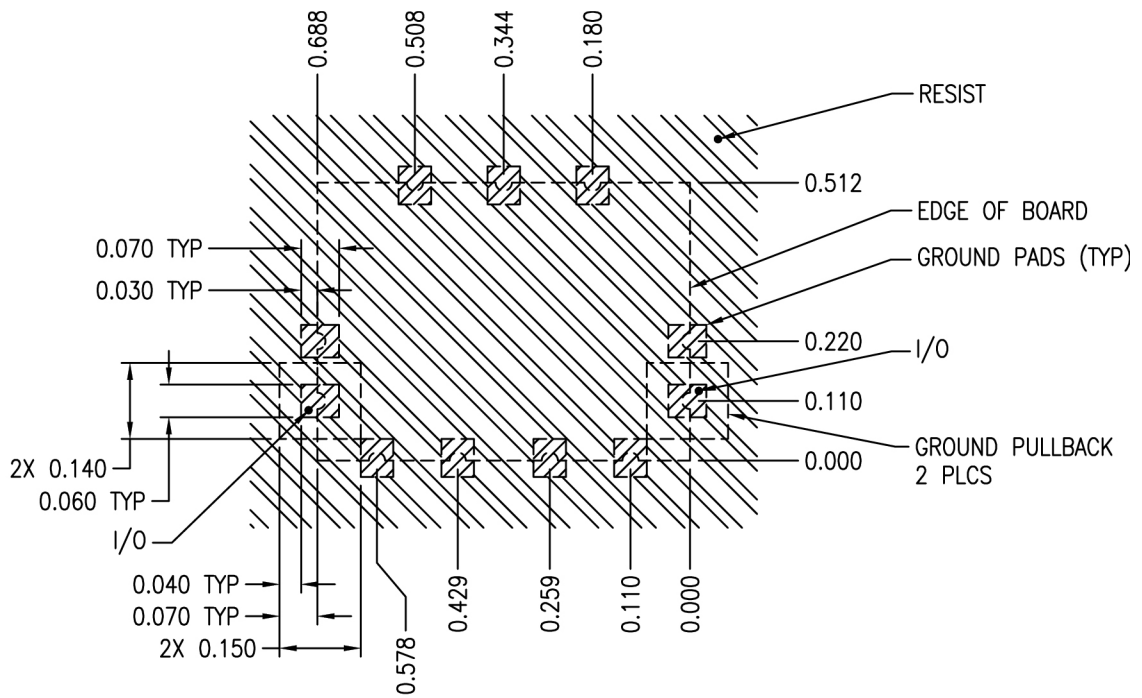




Figure 5. TT49766E-TR Package Dimensions



KEY:

I/O = INPUT/OUTPUT

-  = EXPOSED METAL/GROUND
-  = SOLDER MASK

206032-006

Figure 6. TT49766E-TR PCB Layout Footprint

## Ordering Information

Part Number	Product Description
TT49766E-TR	1090 MHz RF Ceramic Filter

Copyright © 2021 Trans-Tech Inc., Inc. All Rights Reserved.

Information in this document is provided in connection with Trans-Tech, Inc. ("Trans-Tech"), a wholly-owned subsidiary of Skyworks Solutions, Inc. These materials, including the information contained herein, are provided by Trans-Tech as a service to its customers and may be used for informational purposes only by the customer. Trans-Tech assumes no responsibility for errors or omissions in these materials or the information contained herein. Trans-Tech may change its documentation, products, services, specifications or product descriptions at any time, without notice. Trans-Tech makes no commitment to update the materials or information and shall have no responsibility whatsoever for conflicts, incompatibilities, or other difficulties arising from any future changes.

No license, whether express, implied, by estoppel or otherwise, is granted to any intellectual property rights by this document. Trans-Tech assumes no liability for any materials, products or information provided hereunder, including the sale, distribution, reproduction or use of Trans-Tech products, information or materials, except as may be provided in Trans-Tech Terms and Conditions of Sale.

THE MATERIALS, PRODUCTS, AND INFORMATION ARE PROVIDED "AS IS" WITHOUT WARRANTY OF ANY KIND, WHETHER EXPRESS, IMPLIED, STATUTORY, OR OTHERWISE, INCLUDING FITNESS FOR A PARTICULAR PURPOSE OR USE, MERCHANTABILITY, PERFORMANCE, QUALITY, OR NON-INFRINGEMENT OF ANY INTELLECTUAL PROPERTY RIGHT; ALL SUCH WARRANTIES ARE HEREBY EXPRESSLY DISCLAIMED. TRANS-TECH DOES NOT WARRANT THE ACCURACY OR COMPLETENESS OF THE INFORMATION, TEXT, GRAPHICS, OR OTHER ITEMS CONTAINED WITHIN THESE MATERIALS. TRANS-TECH SHALL NOT BE LIABLE FOR ANY DAMAGES, INCLUDING BUT NOT LIMITED TO ANY SPECIAL, INDIRECT, INCIDENTAL, STATUTORY, OR CONSEQUENTIAL DAMAGES, INCLUDING WITHOUT LIMITATION, LOST REVENUES OR LOST PROFITS THAT MAY RESULT FROM THE USE OF THE MATERIALS OR INFORMATION, WHETHER OR NOT THE RECIPIENT OF MATERIALS HAS BEEN ADVISED OF THE POSSIBILITY OF SUCH DAMAGE.

Trans-Tech products are not intended for use in medical, lifesaving, or life-sustaining applications, or other equipment in which the failure of the Trans-Tech products could lead to personal injury, death, or physical or environmental damage. Trans-Tech customers using or selling Trans-Tech products for use in such applications do so at their own risk and agree to fully indemnify Trans-Tech for any damages resulting from such improper use or sale.

Customers are responsible for their products and applications using Trans-Tech products, which may deviate from published specifications as a result of design defects, errors, or operation of products outside of published parameters or design specifications. Customers should include design and operating safeguards to minimize these and other risks. Trans-Tech assumes no liability for applications assistance, customer product design, or damage to any equipment resulting from the use of Trans-Tech products outside of stated published specifications or parameters.

Skyworks and the Skyworks symbol are trademarks or registered trademarks of Skyworks Solutions, Inc., in the United States and other countries. Third-party brands and names are for identification purposes only, and are the property of their respective owners.