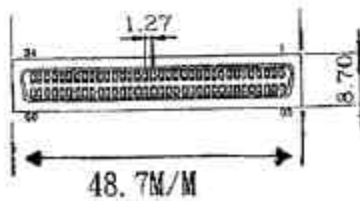
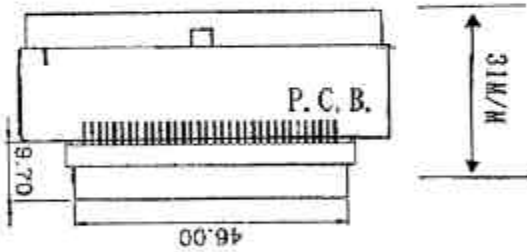
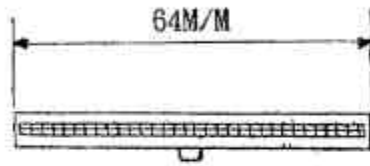


ADAPTER



PIN OUT

IDC50 - MD68	PIN	IDC50 - MD68	PIN
1	1	1	1
2	2	2	2
3	3	3	3
4	4	4	4
5	5	5	5
6	6	6	6
7	7	7	7
8	8	8	8
9	9	9	9
10	10	10	10
11	11	11	11
12	12	12	12
13	13	13	13
14	14	14	14
15	15	15	15
16	16	16	16
17	17	17	17
18	18	18	18
19	19	19	19
20	20	20	20
21	21	21	21
22	22	22	22
23	23	23	23
24	24	24	24
25	25	25	25
26	26	26	26
27	27	27	27
28	28	28	28
29	29	29	29
30	30	30	30
31	31	31	31
32	32	32	32
33	33	33	33
34	34	34	34
35	35	35	35
36	36	36	36
37	37	37	37
38	38	38	38
39	39	39	39
40	40	40	40
41	41	41	41
42	42	42	42
43	43	43	43
44	44	44	44
45	45	45	45
46	46	46	46
47	47	47	47
48	48	48	48
49	49	49	49
50	50	50	50

MD68M PIN 1 - 5, 31 - 34, 35 - 39
05 - 08, 17, 18, 19, E1, 53
IS EMPTY.

APPROVED	NICHARL	ASSMANN ELECTRONICS, INC.
CHECKED	JIMMY	P/N: AB-Y1008
DRAWN	MICKY	DES.: CARD IDC50F/MD68F