


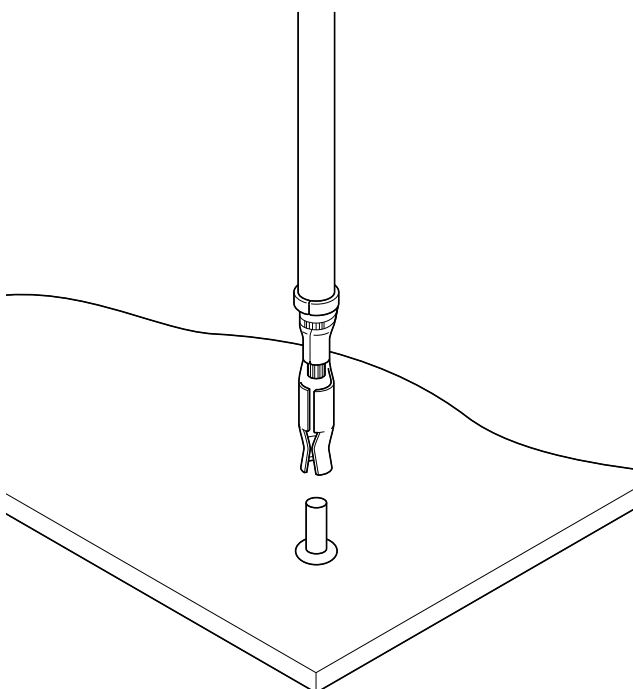
# SMF CONNECTOR

Disconnectable Crimp style connector for 1.0mm and 1.3mm diameter pins



This small single-circuit connector connects to 1.0mm and 1.3mm diameter pins and requires only minimal space for connection of wires to high-density printed circuit boards.

The SMF connector has a funnel shaped lead-in to ease insertion and to ensure a balance with its high retaining force.



## Specifications

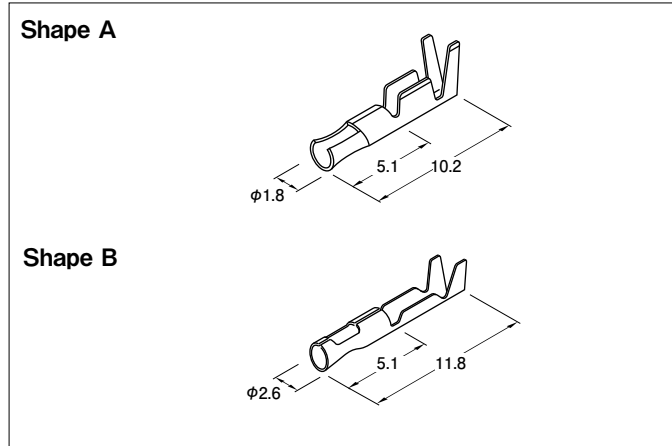
- Current rating: 5A AC, DC
- Temperature range: -25°C to +85°C  
(including temperature rise in applying electrical current)
- Contact resistance: Initial value/10mΩ max.  
After environmental testing/15mΩ max.
- Insulation resistance: 1,000MΩ min.
- Withstanding voltage: 500V AC/minute
- Applicable wire: AWG #26 to #20
- Applicable PC board thickness: 1.6mm
- \* Compliant with RoHS.
- \* Temperature Range:  
The aforementioned temperature range of this connector is described in JST Standard Product Specification.
- \* Refer to "General Instruction and Notice when using Terminals and Connectors" at the end of this catalog.
- \* Contact JST for details.

## Standards

- Ⓜ Recognized E60389
- Ⓢ Certified LR20812

# SMF CONNECTOR

## Contact



Model No.	Applicable wire			Shape	Applicable pin	Q'ty / reel
	mm <sup>2</sup>	AWG #	Insulation O.D.(mm)			
SMF-01T-1.0	0.13 to 0.5	26 to 20	1.3 to 1.7	A	RT-01T-1.0B	5,000
SMF-01T-1.3				B	RT-01T-1.3B	4,000

### Material and Finish

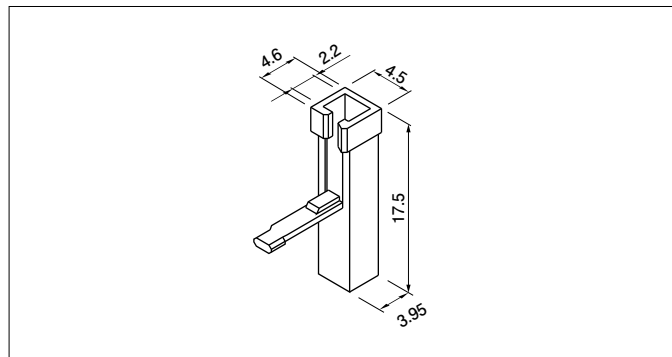
Brass, tin-plated (reflow treatment)

### RoHS compliance

Note:

Contact JST if you require shielded wires or other special wires, or if two leads must be crimped in one contact.

## Housing



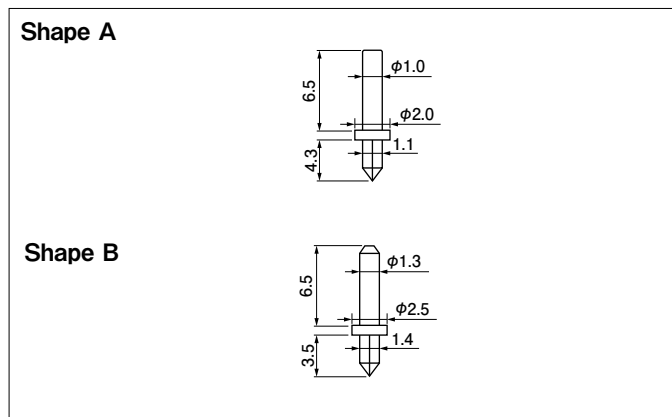
Model No.	No. of circuits	Insulation O.D. (mm)	Applicable contact	Q'ty / bag
1P-SMF	1	1.3 to 1.7	SMF-01T-1.0	1,000

### Material

PA 66, UL94V-2, natural (white)

### RoHS compliance

## Pin



Model No.	Shape	Applicable PC board		Q'ty / box
		Thickness (mm)	Hole diameter (mm) [Reference]	
RT-01T-1.0B	A	1.6	1.0±0.05	20,000
RT-01T-1.3B	B	1.6	1.25±0.05	15,000

### Material and Finish

Brass, nickel-undercoated, tin/copper alloy-plated

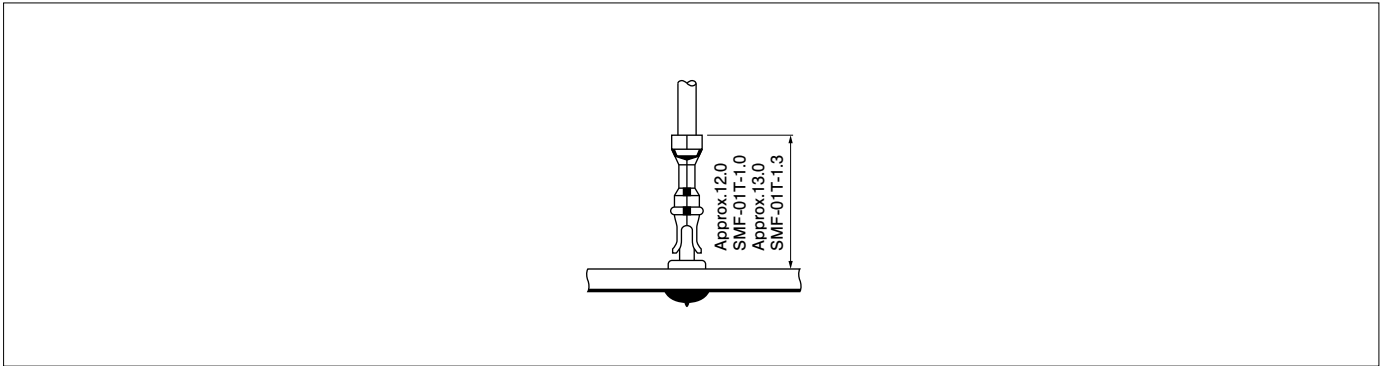
### RoHS compliance

Note:

This product displays (LF) on a label. Hole dimensions may differ according to the type of PC board and piercing method.

# SMF CONNECTOR

## Assembly layout



## Model number allocation

### Contact

**SMF - 01 T - 1.0**

Form: S··Strip form

Series name

Applicable wire range: AWG #26 to #20

Surface finish: T··Tin-plated (reflow treatment)

Applicable pin: 1.0··Shape A, 1.3··Shape B

### Housing

**1P - SMF**

No. of circuits: 1

Series name

### Pin

**RT - 01 T - 1.0 B**

Series name

Type name

Surface finish: T··Nickel-undercoated, tin/copper alloy-plated

Pin size: 1.0, 1.3

Shape

## Crimping machine, Applicator

Contact	Crimping machine	Applicator		
		Crimp applicator	Dies	Crimp applicator with dies
SMF-01T-1.0	AP-K2N	MKS-L	MK/SMF-01-10	APLMK SMF01-10
SMF-01T-1.3			MK/SMF-01-13	APLMK SMF01-13

Note: Contact JST for fully automatic crimping applicator.